

# Ham Radio T O D A Y

## Mini handhelds

Alinco DJ-S41  
and Standard AX400  
reviewed



Yaesu FT-3000M  
2m mobile reviewed



# ASK ELECTRONICS LTD

248/250 TOTTENHAM COURT ROAD, LONDON, W1P 9AD • Tel: 0171-637 0353/0590 • Fax: 0171-637 2690



## YOUR SONY SPECIALIST

All products covered by a total manufacturers guarantee

### NEW FROM SONY

CRF-V21 Satellite Weather Fax and HF Receiver with print-out last few remaining RRP £2099 ASK PRICE £1250.00

ICF-SW1000T Digital SW MW LW FM stereo, USB USB & Cassette/RRP £449.95 ASK PRICE £360.00

ICF-SW777 150-2995KHz, usb/usb cw, 160 memories & scabbling facility, 5 event timer, world time RRP £349.95 ASK PRICE £329.95

ICF-SW555 RRP £299.95 ASK PRICE £235.55

ICF-SW100E RRP £219.95 ASK PRICE £159.95

ICF-SW100S RRP £299.00 ASK PRICE £225.00

ICF-SW-7600G RRP £189.95 ASK PRICE £129.95

ICF-SW33 RRP £149.95 ASK PRICE £135.00

ICF-SW30 RRP £149.95 ASK PRICE £120.00

ICF-SW22 7x SW MW & FM RRP £74.95 ASK PRICE £49.95

ICF-SW10 RRP £ 59.95 ASK PRICE £39.95

AN1 Active SW antenna/RRP £74.95 ASK PRICE £59.95

AN71 Wire antenna £4.95

AN100 Active antenna for ICF SW100 & ICF SW7600G £49.95

AN102 Compact active antenna £59.95

GARMIN GPS 38 Now Only £179.95

GARMIN GPS 65 (Marine) £365.00

GARMIN GPS 45 £285.00

GARMIN GPS 40 £199.95

MAGELLAN GPS 2000 £195.00

IPS-760 4.5IN SCREEN 8 CHANNEL RECEIVER RRP £749 ASK PRICE £640

MAGELLAN GPS 3000 Now Only £240.00



AOR 5DU 5000 £740.00

AR-2700 £260.00

### SPECIAL OFFER

AR-8000 100kHz-1950MHz no gaps £360.00

AR-3000A 100kHz-2038MHz home base £840.00

AR-3030 30kHz-30MHz home base. £615.00

## ALINCO

DJ G1E VHF Hand Held	£280.00
DJ F4E UHF Hand Held	£250.00
DJ 480 UHF Hand Held	£235.00
DR 430 UHF Mobile	£335.00
DR 599E UHF/VHF Mobile	£529.00
DJ 51E VHF Hand Held	£199.00
DJ 180E UHF Hand Held	£225.00

## YAESU

FT 900 AT HF/ALLMODE INC. ANTENNA	£P.O.A.
FT 8500/PS 10 UHF/VHF Mobile	£640.00
FT 2500 VHF Mobile	£365.00
FT 5100 UHF Mobile	£529.00
FT 23R VHF Hand Held	£220.00
FT 10R VHF Hand Held	£235.00
FT 11R VHF Hand Held 5 WATT Battery	£290.00
FT 41R UHF Hand Held	£310.00
FT 51R Dual Band Hand Held	£455.00

MAIL ORDERS WELCOME ON THE ABOVE PHONE NUMBERS FAST-EFFICIENT-CONVENIENT TO YOUR DOOR STEP!!!

We also have in stock a range of Frequency Scanning Guides

UK Scanning Directory 4th Edition	£17.50
Shortwave International Frequency H/Book	£14.95
How To Interpret Facsimile Weather Maps & Charts	£8.95
Weather Reports from Radio Sources	£6.00
Ham Tool Kit - CD-ROM	£9.95
Short Wave Maritime Communications	£16.50
GRZ Call Sign Data Base (CD Rom)	£9.95



## SW Receivers

HF-150	£385.00
KEY PAD	£39.95
PR-150	£205.00
HF-150 interface	£385.00
HF-225 europa	£645.00

## HANDHELD & BASE SCANNERS

### YUPITERU

MTV-12511 air band	£169.95
VT-150 FM marine	£169.95
MVT-225 civil & military airband	£250.00
MVT-7000 100kHz-1300MHz (no gaps)	£255.00
MVT-7100 500kHz-1650MHz	* SPECIAL OFFER £290.00
MVT-8000 home base 8MHz-1300MHz	£335.00



ICR-1	
100kHz-1300MHz	£380.00
(The smallest hand held scanner)	
IC7-7100 homebase	£1,279.00

All products are subject to a post & packing charge.

## YAESU

FRG-100	
50Hz-30MHz	£499.95
FRG-9600	
60MHz-905MHz	£525.00

## ALINCO

DJ-X1D	
200kHz-1300MHz	£295.00

## TRANSCEIVERS

### ICOM

IC-DELTA 1 - Tribander Handheld	£635.00
IC-W21c - Dual Bander Hand Held	£415.00
IC-T21E-VHF/UHF Rx Hand Held	£280.00
IC-23AF - VHF Hand Held	£280.00
IC-2GE-VHF (Batt Only) Hand Held	£250.00
NEW IC-T22E-VHF Hand Held	£250.00
IC-3230H-UHF/VHF Mobile	£635.00
IC-2340H-UHF/VHF Mobile	£575.00
IC-2700H-UHF/VHF Mobile	£699.00
IC-2811H-UHF/UHF Rx Mobile	£370.00
IC-706-HF/2M/GM WB/AND Rx	£1090.00

TAX FREE FOR EXPORT. MAIL ORDER IMMEDIATE DESPATCH. GOVERNMENT & LOCAL AUTHORITY ORDERS WELCOME

PLEASE MAKE ALL CHEQUES PAYABLE TO ASK ELECTRONICS AT 248-250 TOTTENHAM COURT ROAD, LONDON W1P 9AD

FOR THE BEST PRICES GIVE US A CALL ON- 0171 637 0353

# Ham Radio TODAY

HAM RADIO TODAY VOLUME 14 NO.6 JUNE 1996

## REGULAR COLUMNS

<b>THIS MONTH'S SOFTWARE OFFER</b> .....	4
Another superb collection of PC software exclusively for our readers!	
<b>SCANNERS</b> .....	26
Bill Robertson gives advice on getting rid of paging interference	
<b>FROM MY NOTEBOOK</b>	
Geoff Arnold G3GSR with some rally bargain-hunting advice on aerial .....	36
selector and rejector units	
<b>QRP CORNER</b> .....	38
Dick Pascoe G0BPS with details of an interference reducer for QRPs	
<b>VHF/UHF MESSAGE</b> .....	40
Geoff Brown GJ4ICD goes rally-hunting for VHF components	
<b>DATA CONNECTION</b> .....	42
Chris Lorek G4HCL looks at two packet radio guides, and gives a view of the future of data-based amateur radio communications	
<b>HF HAPPENINGS</b> .....	44
Don Field G3XTT discusses how DXpeditions to rare locations manage to 'get off the ground'	
<b>SATELLITE RENDEZVOUS</b> .....	46
Richard Limebear G3RWL with the latest on Phase 3-D satellite in this month's AMSAT-UK news collation	
<b>FREE READERS ADS</b> .....	53
Helpines, For Sale, Wanted and Exchange, published free	

## REVIEWS

<b>1996 ARRL HANDBOOK REVIEW</b> .....	9
Reviewed by the Ham Radio Today Editorial team	
<b>YAESU FT-3000M REVIEWED</b>	
Chris Lorek tests a rugged 2m mobile rig that's capable of 70W output .....	10
<b>ALINCO DJ-541 MINI-RIG REVIEW</b> .....	15
Our Consultant Technical Editor goes roaming with a tiny 70cm handheld	
<b>AX-400 WIDEBAND RECEIVER REVIEW</b> .....	19
Chris G4HCL goes portable with a credit-card sized scanner	
<b>W9GR DSP FILTER KIT REVIEW</b> .....	24
G4HCL gets his soldering iron out and ends up with a superb transceiver add-on	

All reasonable care is taken in the preparation of the magazine contents, but the publishers, nor the Editor, cannot be held legally responsible for errors in the contents of this magazine, or for any loss arising from such errors, including loss resulting from negligence of our staff. Reliance is placed upon the contents of this magazine at readers' own risk.



## FEATURES

<b>M0AAA AND M1AAA PRESENTATION</b> .....	8
The very first 'M' series callign holders received their licenses at a special presentation at SSL in Bristol - our roving reporter Tech Ed went along	
<b>SIMPLE INEXPENSIVE MAST AND ROTATOR</b> .....	28
Dick Pascoe G0BPS describes a simple mast and rotator for you to build at low cost	
<b>CONSTRUCTION PROJECT</b>	
<b>RANDOM MORSE TEXT GENERATOR EXPANSION BOARD</b> .....	31
Terry Grice G4PSL describes a memory expansion board for the RMTG project featured in the September and October '91 issues of Ham Radio Today	

## NEWS AND VIEWS

<b>CQ FROM 8BIYA EDITORIAL</b> .....	5
Circulation up 10%!	
<b>RADIO TODAY</b> .....	6
The latest Amateur Radio news	
<b>NEWSAGENT CONTACT DETAILS</b> .....	39
Don't miss out! Put your agent on the trail, order your HRT - TODAY!	
<b>LETTERS</b> .....	34
Our readers have their say, no censorship here	
<b>CLUB NEWS/RALLIES</b> .....	48
Dynamic go-ahead clubs, voluntarily-run RAE courses, national and international organisations contact details. Is your club listed? If not, why not?	
<b>HRT SUBSCRIPTION OFFER</b> .....	52
Make sure you get your favourite magazine each month, right through your door at no extra cost	
<b>ADVERTISERS INDEX</b> .....	58
Who's 'in' Ham Radio Today, trader-wise	



Alinco DJ-541 mini-rig reviewed

AX-400 credit-card sized receiver reviewed

# THIS MONTH'S SOFTWARE COLLECTION

This month we've a superb collection of 'information files' on disk, including a massive collection of *Amateur Rig Service Bulletins* - over 800 separate files from manufacturer's service departments and repair centres, giving plenty of handy tips and upgrade information on equipment from **Alinco**, **Icom**, **Kenwood**, **AEA**, **KDK**, **Bearcat**, **PacComm**, **Kantronics**, **MFJ**, **Realistic**, and plenty more! These are all in 'plain text', and we've compressed them on disk for you to easily view/print etc. - they'd otherwise have needed a lot more space than just one disk would hold!

From Simon Collins G4SGI come several superb Windows-based 'help' files in full colour graphical and text formats, which you can view and move around in by just clicking on them from your Windows File Manager or Explorer. These are:

**Bandplan** - which contains a list of all the allocated radio services from VLF right up to UHF in each region of the world. Know exactly what you'll hear in any frequency range!

**Foreign Language Recognition** - great for the SWL, it contains a breakdown of the major language families, descriptions of language characteristics and tips on distinguishing languages from their sounds and usage.

**Modulation** - with useful info including CW (there's even a nice picture of Samuel Morse

himself), **AM**, **SSB**, **FM**, **PSK**, **HF Fax**, **SSTV**, **Data** (including **ACARS**, **ERMES**, **POCSAG**, **Golay**, **APOC**, **Ramp**, **Packet**, etc), **PSK**, there's even a short introduction to **QAM** and **Spread Spectrum**.

**Radio Propagation**, including plenty of colour diagrams and charts as well as text, on **Free-space waves**, **Ionospheric wave**, **Tropospheric waves** and **Ground waves**.

Also on this month's disk is **PD V2.00**, the **POCSAG** decoding software. Coupled to a receiver or scanner through a simple interface (full details on disk), this allows decoding and display of 512, 1200, and 2400 baud paging broadcasts.

## From this month's magazine columns;

**G4SGI Collection** - (see this month's 'Scanners') - **MONITOR** - a public-domain DOS program control of the Yaesu FRG-8800 HF receiver and the FRG-9600 scanner. Also several demo programs which all run under Windows, i.e. **Quicksilver** (Icom rig control, time limited for each session), **Sprite** (for FRG-100 remote control, time limited for each session), and **MUFsight**. The latter is a superb world-map based HF propagation program, giving MUF and LUF to any point on the globe from your location, even graphs of MUF/LUF based on the time of day - fully working but limited to fixed sunspot count and date.

**AOR disk** - Searchlight and Concerto Windows software demo for use with the AR3030 HF receiver. **Spectrum Coordinator** demo gives control of the AOR3000/3000A (see 'Scanners' Jul 95 and this month).

## How much does it cost?

Each copy of our Ham Radio Today Software Collections is supplied on a 1.44Mb High Density PC disk. The cost is just £1.00 per disk including UK p/p - which only covers costs and which we believe to be the cheapest anywhere in the UK.

European residents (including Eire) should send either three US\$1 notes, or a Sterling (not foreign currency) bank draft/demand drawn on an English bank account to the value of £1.50 per disk. Outside Europe, please send four US\$1 notes, or a Sterling bank draft drawn on an English bank account to the value of £2.00, per disk. You send cash at your risk, use registered post if you wish added security. All orders outside the UK are sent via airmail.

To get your copy of this month's Ham Radio Today Software Collection(s), simply send a £1.00 cheque or Postal Order for each disk, payable to Mr Steven Lorek, together with your completed coupon.

A copy of the coupon, or letter similarly laid out, if

accompanied by the original corner flash from this page, is also acceptable.

Please note: Other payment methods can't be accepted. Please do not make your cheque or Postal Order payable to any other individual or any company. Disks are sent by standard second class post at readers' own risk. If you would like the added security of recorded delivery (UK only), please add 55p to the total and include a fully completed recorded delivery form (available from your post office). Queries regarding supply of these disks should be sent to the above address with an SAE for reply. Faulty disks will be freely replaced if returned with an SAE.

We've recently introduced a specialised distribution house to get disks to you much quicker, without the earlier delays experienced by many readers. Hopefully this will continue with the current turn-round being only a few days at the most - we hope readers will find this worthwhile!

Please do not contact Nexus or the Ham Radio Today Editorial staff with queries regarding these disks, they cannot help you, it also slows down the staff who are already busy enough getting the magazine ready! Please still allow up to 28 days for delivery. Orders for this month's offer will be accepted up to 31st August 1996 only.

### Ham Radio Today Software Offer - Jun 96

Please send me; Qty \_\_\_\_\_ of this month's disk (HRT Jun 96), Qty \_\_\_\_\_ of G4SGI Collection, Qty \_\_\_\_\_ of AOR disk

Disks at £1.00 per disk inclusive of disk(s) and UK p/p. This month's offer is valid only until 31st Aug 1996

Name \_\_\_\_\_ Address \_\_\_\_\_

Postcode \_\_\_\_\_

Post this coupon to; Software Offer, P.O. Box 400, Eastleigh, Hants SO53 4ZF.

Cheques/POs payable to Mr. Steven Lorek.

Please note this is a post only service, telephone enquiries cannot be accepted.

# CQ

## from G8IYA Editorial

### Circulation up 10%!

Whenever you pay a visit to your local newsagent, you'll usually see plenty of magazines on the shelf, all clamouring for space, all trying to entice you, the visitor, to buy one or more of them. Specialist magazines, such as Ham Radio Today, often have a hard time here, because, given a choice, the typical newsagent will naturally only give shelf space to the titles he knows people will want to buy. I've read that more than 30% of homes in the UK have a personal computer, so it's little wonder that there are so many computer magazines - the choice on the shelf of these is usually bewildering! But how about hobby radio magazines - there's not many of these, are there?

Now, some 'doom and gloom' merchants may think that our hobby of amateur radio is dying, with less people becoming interested. More and more magazines are being published, each wanting shelf space. Which isn't usually good news for existing specialist magazines, the vast majority of which, from the figures I have here in front of me, are going down in circulation. Some rather dramatically. Despite some people saying that their membership, circulation, or whatever is showing a 'slight decline', I'm extremely pleased to say that Ham Radio Today circulation over the last twelve months has *increased*. To be precise, it's increased by a very healthy 10%. You don't need to just trust me not to be telling you 'porkies' by the way

- this increase is officially certified by the Audit Bureau of Circulation.

So, here's a big *thank you!* May you continue to enjoy reading Ham Radio Today, and please *do* keep telling your friends. If you or they don't see Ham Radio Today on the newsagent's shelf, then ask the newsagent *why!* It's available to *any* newstrade outlet, but if you still have problems then just give our subscriptions department a ring on 01858 435344, they'll be pleased to let you know what the latest subscriptions offer is. If your newsagent does say he can't get a copy, then please let our Magazine Sales Dept on 01442 66551 know, and they'll do something about it!

### Does the monopoly end?

Many readers know that Ham Radio Today has been, and indeed still is, a 'pioneering' magazine in a number of fields. That's certainly true regarding many aspects of the Editorial content, as well as our 24 hour information and automatic fax-back service, Fidonet BBS group, Internet email facility and World-Wide Web information site, all for the benefit of readers and non-readers alike. But you'll usually find it isn't a 'campaigning' magazine, although some readers may mistakenly believe that printing factual information on amateur radio happenings, where in some other outlets it's reportedly tried to be 'hushed up', is

campaigning. A word to the wise - it's called not censoring information, or to use an alternative phrase, 'telling it like it is'.

Anyway, unless you've been a little out of touch (maybe reading the wrong journals?) then you'll probably have heard of the new national society that I'm told is being formed - the United Kingdom Radio Society, or UKRS for short. Memberships are reportedly being taken right now as I write this, with membership application forms even being available through 'modem' amateur radio methods such as the packet radio network, via an automatic BBS 'CLIVE' server. One amateur reports that he can't get into his local packet BBS because of all the 'CLIVE' traffic being sent and received on it!

I'm told that some amateurs believe it's a 'rival' to the RSGB. But then, how about other well-established and well-respected radio societies in the UK, such as the International Short Wave League? They also have an elected President, officers, and committees, who work together well with their members, they run an international QSL bureau, worldwide contests, several awards programmes with handsome certificates, publish a monthly magazine, even members' stationery. I wouldn't call them a rival, and I'm very pleased to publicise their, and any other amateur radio society's, activities. I'm sure we'll be hearing more in the future, as the UKRS's coordinator, Greg GOMAN, is

already putting 'press information' together.

### Ham Radio Today at the London Show

If you came along to either of the Ham Radio Today lectures at this year's London Show, I do hope you enjoyed them. The attendance at the ex-PMR Conversion talk by Chris G4HCL exceeded 180 - with people having to wait outside the door or round the corner because the lecture room was so full! Chris was very pleasantly surprised, especially as a number of keen amateurs turned up 45 minutes before the talk just in order to get a good seat! I hoped you also liked the free giveaways - I only wish I'd managed to arrange more for the ex-PMR lecture as they ran out very quickly - even the 150 information bundles were gone 10 minutes before the 'start' time! I'll prepare more for next time!

### See you this month in Yeovil?

If you're thinking of visiting the Yeovil QRP Convention taking place this month (or if you're undecided, why not come along anyway, you might enjoy it!) then do come and say 'hello' to the Editorial team. The Yeovil Club have granted me a great honour by asking for me to officially open the event, and there'll also be another Ham Radio Today talk, this time on QRP Equipment, at the Convention. Maybe I can organise some more 'giveaways'? See you there?

# RADIO

## PMR Conversion Update - April 96 issue

There was an error in the receiver crystal frequency table, which was printed incorrectly. The formula given in the table is fully correct, so please use this, and not the table, from the SMC545L1 and

SMC 1045L2 ex-PMR conversion article. This update was of course (and still is) available on the 24hr voicebank and fax-back information line, Tel. 01703 263429.

## EMC and Amateur Radio kits

The European Union's legislation on electromagnetic compatibility (the EMC Directive) came into effect over four years ago, and it became mandatory on the 1st January 1996. In the years leading up to 1996, equipment manufacturers, including those involved in amateur radio equipment, either had the opportunity to meet the required directives, or use the time to make preparations for their manufactured equipment to meet the directive when it became mandatory. (Our Tech Ed says he must admit to giving a slight laugh at people who mistakenly believe it to be a "new" directive which suddenly appeared and came into effect to their immense surprise on the 1st Jan this year, as it's been around and has been well publicised for several years!)

Over the past years, a particular concern has been how the requirements would affect the small manufacturers of kits aimed at the ham radio market. Kits not only provide an inexpensive way to enjoy amateur radio, but also provide a degree of self-training which is absolutely fundamental to the hobby of ham radio. Indeed, UK ham radio kit manufacturers created their own 'self-help' association in order to address the mandatory legislation some time ago.

News from the RSGB's EMC Committee informs us that the Society have recently secured replies to key questions on the subject, which we're told appear to exclude from the EMC Directive kits which are assembled by radio amateurs. In the reply, the DTI Standards and Technical Regulations Directorate states: "If the kit, i.e. set of parts, is assembled by an amateur radio operator, it does not have to comply (with the Directive). Also if a kit is deemed a sub-assembly it does not have to comply".

This will come as a great relief to many kit manufacturers who faced going out of business because of the expense of the compliance procedure. For further details, you can contact the RSGB (details following Club News each month).

## RA and radio abuse

Ham Radio Today has just received information from publication of Doug Raynes of the Radiocommunications Agency, here is what he says;

"Ham Radio Today published a letter in the February 96 issue from G. P. Hamblin, G4VBB, in which he quoted from a letter which he sent to the Radiocommunications Agency.

"Unfortunately it was not possible to respond earlier to Mr Hamblin's letter because the operation of the Agency was badly disrupted following the IRA bomb explosion in London's Docklands on the evening of 9th February, which caused extensive damage to our headquarters building, South Quay Three. Your readers may like to note that the Agency is now located at temporary headquarters at New King's Beam House, 22 Upper Ground, London SE1 9SA. The Agency's telephone numbers remaining the same as those at South Quay Three (details in Club News - Ed).

"We certainly appreciate the views of Mr Hamblin and of the very many other Radio Amateurs who have written to us about the Morse Test and about the amateur service in general. Although we replied to everyone who wrote to us about the Morse Test, it was not always possible to respond in detail to some of the specific points raised by individuals due to the very large number of letters which we received on this subject. Nevertheless, all comments and suggestions are being carefully considered.

"I would like to take this opportunity to explain the Agency's position on the enforcement of amateur radio, which Mr Hamblin referred to as a long standing problem.

"The Agency devotes substantial time to dealing with problems of abuse of amateur



radio, but the nature of the enforcement work inevitably means that much of this

work is not publicised. It must also be borne in mind that the Agency works to strict priorities set by Ministers and has to deal first with interference problems which affect the safety of life, and then with interference which affects business users. Problems which affect leisure users of radio are given attention, but have to be fitted in as and when resources permit.

"Overall our experience has been that the vast majority of radio amateurs act responsibly. The few who choose to cause problems act out of all proportion to their numbers by targeting, for example, open access facilities such as the repeater network.


"The Agency successfully prosecuted two radio amateurs in the Birmingham area in 1993 following complaints of serious repeater abuse. These convictions were obtained following some useful preparatory work by the Radio Society of Great Britain's Amateur Radio Observation Service (AROS). We did what we could to obtain publicity for these prosecutions, at the same time acknowledging the assistance given to us by the AROS.

"It is a great pity that the RSGB chose to close the AROS shortly after these successful prosecutions, but we are encouraging them to replace the AROS with a body of similar style and effectiveness. I hope that a reconstituted AROS will assist us in targeting our resources effectively, by providing us with information on the more serious abuse problems".

# TODAY

## ISWL DXCC and prefix lists available

The International Short Wave League have written to tell us that their 'Official ISWL / DXCC Country and Prefix Lists' combined with the 'ISWL Contest and Prefix Lists' booklet is now available from their HQ, at a price of £2.50 (IRCs or postage stamps to the value of £2.50 are also accepted). This listing has been revised to accommodate the various new prefixes that have been released since their last publication. To obtain your copy write to; ISWL HQ, 3 Bromyard Drive, Chellaston, Derby DE73 1PF



## 1996 Thinking Day On The Air

The Isle of Man Guides joined in the Thinking Day On The Air this year and contacted 76 ham radio stations around the world, from the Isle of Man to Europe and Africa. The station was set up again by Denys Hall GD40EL, with the special event call GB4MGR (Manx Guide Radio) at Ardhwallin, the outdoor pursuit centre on the Isle of Man. There were 22 guides at the event, 13 of them taking their 'Communicator Badge'.



This year the camp had a 'United Nations' theme, with the United Nations flag and the GB4MGR flags on display. The Isle of Man Guides passed greetings to their counterparts in the United Kingdom, and the station also managed to contact a number of countries in Europe such as France, Russia, Poland, Italy, Germany, Rep of Ireland and

Ukraine. The Guides also had a number of visitors who came to see the station in operation, including Mrs. Claire Christian M.I.C., the Guide Commissioner for the Isle of Man.

The 13 guides, who all passed the Communicator Badge, were presented with certificates by Denys, and all

the Guides received certificates saying that they took part in the event. The Isle of Man Post Office once again were kind enough to donate stamp postcards to use as QSL cards, which will be sent to the stations contacted. The Isle of Man Bank also donated money boxes as prizes for achievements by the guides at the camp.

# EI5INS

1996 sees the Irish Naval Service celebrating it's Golden Anniversary, 50 years of service. To highlight the special event, members of the Irish Naval Service, with help from EI7M, will operate a special event station, EI5INS, for the month of July 1996. The station will operate from the Irish Naval Base which is located on the Island of Haulbowline in Cork Harbour, and from the EI7M Club Station at Poer Head. They'll be on 160, 80, 40, 20, 15, and 10 metres, on both CW and SSB, with local operation on 2 metres.

To mark this memorable event, a total of seven unique QSL cards will be available. The cards will give a history of the Irish Naval Service, with a different card available for each band worked. For further information, contact Stephen Nolan EI9HC, Mannix McAlister EI5HB, or write to

the Communications Division, Naval Base, Haulbowline, Co. Cork, Rep. of Ireland, Tel. (Eire) 021 378777, Fax. 021 378108



# MOAAA and M1AAA Presentation

The very first 'M' series callsign holders received their licenses at a special presentation at SSL in Bristol - our roving reporter Tech Ed went along

April 1996 saw the launch of a brand new prefix for UK amateur licenses - the 'M' prefix. The first holders received specially framed certificates from John Keeling of the Radiocommunications Agency, at a ceremony held at Subscriptions Services Ltd., who handle the issuing of licenses on the RA's behalf.

The recipients of MOAAA were the Reading Novices Amateur Aerial Association, received on their behalf by club member Ben Clarkson G7WHO, aged 14, and the first person to receive an M1 callsign was Ian Oliver, M1AAA. Also at the event were Karen Scott of the RA (complete with young daughter who also enjoyed the proceedings!), Les

Mountford (Radio Licensing Centre Manager, SSL), plus SSL Radio Licensing Centre staff members Jo, Amber and Linda. There were also several members of the Reading and District ARC at the event, including Katie Cannon 2E0ACY (aged 9) with father Tom GOVQR, Martin Papworth G7TZE/2E0AJZ, Paul Sayer GOVKT (Treasurer and MOAAA licence holder), Peter Swynford GOPUB (Secretary and Senior Novice Instructor), Jim Carter G0LHZ (Chairman) with daughter Jenny Carter (11), and Des Howlett GB6FIF (Club magazine and photographer).

The SSL staff gave us all a very welcoming reception, with tea, coffee, soft drinks and plenty of photos laid on.

Following the presentations they gave visitors a fascinating insight on the work of the licensing centre, and a personal escorted tour around the building including SSL's many other licensing operations. Then it was back for further refreshments and an opportunity for a question/answer session. The overall feeling I went away with was that of extreme professionalism by the staff, who try their very best to do a good job in handling the many amateur radio licensing applications received.

Our thanks go to SSL for the invitation to 'come along and see how things are done'! They tell us they are very keen that

licence holders should feel able to contact SSL freely with any licence related queries, and that for people to get to know them at an early age can only be of benefit to us all.

## MX0AAA

The first week of operation saw the callsign MX0AAA being aired for three days, from the station at Cray's Pond near Woodcote, 10km NW of Reading. The station was sponsored by Yaesu, who supplied an FT-1000MP for the week. 400W into a TH5 provided a popular station for prefix hunters!



Ben Clarkson G7WHO, aged 14, received the MOAAA certificate from John Keeling of the RA on behalf of the Reading Novices Amateur Aerial Association.



Ian Oliver, M1AAA received his certificate from John Keeling of the RA.



The Reading Club, Ian Oliver, and staff from the RA and SSL together at the presentation.



SSL and RA staff, (rear, l-r) Les Johnson (Radio Licensing Centre Manager, SSL), Karen Scott, (RA) and daughter, John Keeling, RA, and (front, l-r) Jo, Amber and Linda from SSL.



Amber (l) and Jo (r) check the latest licence issues.



Young members of the Reading Club, (front, l-r) Jennie Carter (aged 11) SWL, Katie Cannon 2E0ACY (aged 9), (and rear, l-r) Martin Papworth G7TZE/2E0AJZ, and Ben Clarkson G7WHO, with John Keeling (centre).



# The ARRL Handbook

Reviewed by the  
Ham Radio Today Editorial team

As soon as the 1996 *ARRL Handbook* became available, our Tech Ed didn't need to question his decision. He quickly phoned Poole Logic (who directly import a great number of ARRL publications) and ordered one! Why? Well, the ARRL Handbook is, in our opinion, the very best general reference work on amateur radio that's available. He was even more pleased to find that he could pick it up that weekend from Poole Logic's stand at a local rally, thus saving the p/p!

As well as the handbook carrying a substantial amount of 'reference' data, it's also literally packed with construction projects. These range from a simple QRP rig

using less than 20 components, right up to kilowatt amplifiers for HF and VHF. The latest DSP techniques are covered, there's even a full DIY construction project for the latest W9GR DSP filter - there's a review of this planned for, hopefully, next month's issue of Ham Radio Today (get your soldering iron out Chris - Ed!).


## Software

For the first time, the ARRL Handbook also comes supplied with a 1.44Mb 3.5in disk which is packed with ham radio PC software (we wonder where they got the idea from?...!)

This includes a number of

handy utility programs for coil calculations and the like, an SSTV program, Morse code reader, even a PC-based voltmeter and VSWR indicator which uses an interface described in the handbook. If you're serious about amateur radio, or would just like to have an interesting read, this book has our highest recommendation.

ISBN 0 87259 173 5, softbound 276mm x 210mm, with too many pages to count (it's 42mm thick). The handbook is very reasonably priced at £21.00 plus p/p from Poole Logic in



Dorset, to whom our thanks go to for supplying the copy for review.

## SOFTWARE FOR THE RADIO AMATEUR

Europe's leading distributor of Amateur Radio, Engineering and Communications Shareware/PD programs for the PC. 100s of related program disks - FREE CATALOGUE

## Transmit and Receive

### SSTV - FAX - RTTY - CW - AMTOR

This BRITISH made interface for the PC is built into a 25 way EMC/RFI proof 'D' Connector. Comes complete with interface cable & 3 software packages.

As featured in HRT, PW, SWM, DATACOM, Break-in New Zealand & CO Ham Radio Japan. Only £49.95 plus postage  
[http://ourworld.compuserve.com/homepages/venus\\_electronics](http://ourworld.compuserve.com/homepages/venus_electronics)

## VENUS ELECTRONICS

26 Pevensey Way, Frimley Green, Camberley,  
Surrey GU16 5YJ Tel/Fax: 01252 837860  
E-mail: 101337.3076@compuserve.com



## SERVICE MANUALS & Technical Books

Available for most equipment, any make, age or model.

Return the coupon for your FREE catalogue

MAURITRON TECHNICAL SERVICES (HRT)

8 Cherry Tree Road, Chinnor, Oxon, OX9 4QY.

Tel: 01844-351694. Fax: 01844 352554.

Please forward your latest catalogue for which I enclose 2 x 1st Class Stamps or £3.50 for the complete Service Manuals Index on PC Disc plus catalogue.

NAME

ADDRESS

POSTCODE

Photocopy this coupon if you do not wish to call the magazine

## AMATEUR BOOK SHOP ARRL BOOKS

1996 HANDBOOK  
+ Software £24.00

Radio Frequency Design & Software £20.00

ANTENNA BOOK - SOFTWARE £20.00

HAM RADIO MADE EASY £9.90

Q.S.T. £3.25

2WAY Radio Conversion £10.95

U.K. Scanning Directory £17.50

WORLD CALL BOOK ON  
CD ROM £32.00

US Scanners News £3.25

RING NOW WITH YOUR CREDIT CARD

TEL: 01202-683093

POOLE LOGIC

49 Kingston Road, Poole, Dorset, BH15 2LR

# Yaesu FT-3000M

Chris Lorek G4HCL tests a rugged 2m mobile rig that's capable of 70W output

Are Yaesu going power crazy? Maybe, maybe not. We think nothing of running 100W HF mobile rigs, and with the availability of higher power VHF PA devices then why not the capability of high power, when needed, on 2m as well? Yaesu's FT-3000M can run either 10W, 25W, 50W or a very substantial 70W output power, just choose which you need at any time from the set's menu facility. Great for both in-city use in strong signal areas, or if you need to hit those distant repeaters whilst travelling through our green and pleasant land of valleys and radio 'blank spots'!

Besides the capability of high power 2m transceiver, the set also has a wideband twin receive system built in, covering 110-180MHz, 300-520MHz, and 800-999MHz, including an automatic AM receive mode facility for the VHF airband range! This of course means that while you're listening on 2m you can also keep an ear open on 70cm, or if you use the rig on your pleasure boat, you can also tune into coastguard weather broadcasts when you're at sea (even if your 'main' marine rig is keeping a listen out on channel 16 or



whatever). You can use the FT-3000M either in single receive, or in 'dual receive' mode, the latter on either twin VHF, twin UHF, or VHF/UHF, with full-duplex transceive between bands if you wish.

## Twin turbo cooling

I must admit that my first thoughts on seeing the rig

were along the lines of "Where on Earth is the transmitter heatsink?". Surely all that power needs a decent 'lump of metal' to dissipate the generated heat from the PA? The answer is twofold. Firstly, there's not just the usual one, but twin cooling fans fitted to the rear of the set. These are used as extractor fans together with a very significant die-cast air duct system within the set -

indeed it extends the entire length and width of the set itself beneath the outer covers! The set measures 140mm (W) x 40mm (H) x 180mm (D) and weighs 1.25kg.

## Controls and functions

Besides the high power and rugged build standard, to Mil Spec 810 for the technically



mind, the set has an impressive range of features, the range of front panel controls being kept relatively small and simple through a 'menu' system of selection. In fact, there's over 50 transceiver operational settings, and a scrolling alphanumeric display along the bottom section of the front panel LCD gives you 'real time' programming instructions! As well as the front panel controls, two function keys on the right hand side of the set can be programmed to control often-used functions, reverse repeater and transmit power level for example.

Just some of the set's many facilities are a 'spectrum scope' to let you see what's going on around either side of your centre frequency, and a 'smart search' can automatically program your memory channels for you with active frequencies the set's found, sorting these in either frequency or signal strength order. There are 81 memory channels altogether, divided into 70 'normal' channels arranged in seven banks of 10 channels each, five pairs of upper/lower search range frequencies, and a quick-access 'home' channel. Each channel can, if you wish, have a short alphanumeric 'tag' instead of the frequency, for example your local club channel can be called "CLUB" in large letters instead of 144.725MHz or whatever.

The set also offers an automatic repeater shift, which, as its name suggests, automatically places a -600kHz transmit shift in for

you whenever you've tuned within the European 2m repeater allocation in VFO mode. As well as this, a time-out-timer, variable in one minute intervals, makes sure you don't 'time out' on the repeater, or indeed suffer from 'stuck mic' syndrome when mobile with a locking mobile mic PTT that you've forgot to release! To save you needing a jump start, an automatic 'power off' is also selectable, which switches the set into power-down mode if you've accidentally left it switched on in your car and gone away.

For add-on data terminal use, the set sports a dedicated packet radio port on its rear


is known to many commercial radio users but relatively new in the amateur radio field, and is best described as a 'digital' form of CTCSS, with a different format but with a large number of available codes. An 'Automatic Range Transpond System' can be used with the set's DCS facility, between it and other similarly equipped sets with ARTS, to let you keep track of the stations in your 'fleet' who are in radio communication range at any time on a selected channel. 'Normal' CTCSS, which of course is used in our hobby especially for repeater access and monitoring, is also built in for encode use, the addition of CTCSS decode being available as a plug-in option.

DTMF 'touch tone' paging is built-in, using the common 3-digit standard used by several amateur radio manufacturers in their transceivers, with an automatic acknowledgement transpond where allowed under licensing conditions. A variable length paging 'ringer' tone lets you know you've been called. There's even a

facilities, then if you fit an optional DVS-4 digital speech board inside the FT-3000M, it gains a digital speech recording facility, of a message up to 16 seconds or two messages of up to 8 seconds each. Combined with the DTMF paging facility, this can also be used as a 'voice mail' facility where allowed under licensing conditions - just like a digital 'on-air' answerphone! Whatever next, the mind boggles!

## On the air

Warned that I might melt my aerial (indeed one of my mobile whips, a glass-mount 2m/70cm dual band type, is only rated for 25W!), I connected the set up and started to have a good 'play' on the air. I quickly got used to the menu system of control, using the inner and outer concentric front panel knobs to select the various options - I soon had my memory channels filled this way. Of course, I could have taken the option of letting the set scan around, automatically filling them for me, but I



panel, and you can use the menu system to select the set's internal audio response for either 1200 baud or 9600 baud packet use.

## Selective signalling

The set has DCS, Digital Coded Squelch, built in. This

DTMF remote control capability, either using an optional DTMF keypad mic or even from off-air received commands.

## Voice mail

If all the above isn't enough for you in terms of

thought I'd start off the 'manual' (simple?) way first!


Determined to see how hot the rig became, my first QSO using the set was on high power with a friend of mine, who was mobile between my location near Southampton and his 'works QTH' in Portsmouth, for his entire journey. Clever people might

work out this lasted at least half an hour, with around 50% transmit and 50% receive duty cycle for both of us. The FT-3000M stayed very cool to the touch - indeed so cool that after my extended contact I quickly checked the output into a power meter just in case I'd set it incorrectly. No, there was a full 70W coming out. Yaesu must I feel be congratulated on their efforts here with heat dissipation - it certainly works!

Time to have a 'play' around the bands I thought. Coupled into a variety of aerials, including my rooftop colinear and tower-mounted 2m/70cm beams, I found the receiver quite sensitive, and very immune indeed from strong signal breakthrough. The built-in 'secondary' receiver I found to be less sensitive than the 'main', on 70cm my 'usual' 2m/70cm rig's receiver was rather more sensitive, but I suppose that's to be expected. Even so, the second receiver still had very good immunity to unwanted signals, right across its range which I did appreciate, living as I do in a rather 'busy' RF area.

Reports on my transmit quality weren't just OK, I was actually complimented on the good audio, (anyone who's heard my voice 'live' with its fairly broad accent will know that's an on-air rarity!), including once by an amateur who works as an amateur radio shop salesperson in a nearby city. I suppose I couldn't get a much more critical opinion!

Despite the set's flexibility, I found operation on the move quite easy. The low profile of the transceiver allowed it to be placed on top of the car's dashboard, but lower than the windscreen 'visible area' to thus give minimum eye-travel distance between the set's controls and display and the road ahead. A multi-level display dimmer helped prevent any glare or distraction at night from the set's large back-lit LCD. I



also appreciated the handy mic-mounted controls, which besides the usual up/down buttons also had two programmable 'function' buttons, plus further buttons for VFO/memory switching and an 'Acc' to give a 1750Hz toneburst for repeater access. Depending upon my menu configuration, an extended press of the up or down buttons would initiate a memory channel scan of that memory bank only (e.g. in my case all the repeater channels plus S20 and a local natter channel), or all banks (i.e. everything I'd programmed, although skipping the channels I'd manually 'locked out' of scan mode).

At home in the shack, I usually tended to prefer using the front panel controls for tuning around. Here, the concentric controls coupled with the menu system (when I *could* look long and hard at the various scrolling displays instead of at the road ahead!) I used to good effect. A quick press of the main tuning control changed between the 'main' band and the alternative receive frequency, usually

displayed on the sub-menu section, which I also found quite handy.

Although the set had a 'spectrum scan' facility, I found this to be more of a gimmick than anything useful, as in this mode the set couldn't receive anything on the 'scanned' band whilst it was displaying the activity it had found. I had to go into the menu again to switch the spectrum scan off before reception was restored, and in the end I just didn't bother using it. In my opinion this would be even more useless in operation on the move.

### Lab tests

My measured lab results showed the set had a healthy level of transmitter power output, with very well suppressed harmonics - we wouldn't want to cause EMC problems, would we? On receive, the set had excellent intermodulation rejection - very important for operation in many areas of the UK today, but this was also coupled with a nicely sensitive main receiver to match the available high

transmit output power. The adjacent channel rejection was particularly good, the good 12.5kHz rejection also being useful if we go over to this spacing in the future. A quick check of the secondary receiver showed wasn't up to the sensitivity of a typical amateur rig, as I found on air, but then it is a 'secondary' receiver.

### Conclusions

It's rugged, it's got a very high level of available transmit power, and even so it's reasonably small and it stays cool in use. The technical performance is extremely good, there's even a wideband secondary receiver built in to keep you occupied if 2m gets quiet anytime on your journey - although with the high transmit power you'll certainly get to make your QSOs last that bit longer. So, if you're after a 2m rig and you've around £479 in your pocket for one, it could certainly be worth more than a second look!

My thanks go to Yaesu UK for the loan of the review set.

# LABORATORY RESULTS:

All measurements taken on 145.000MHz FM, high power TX, using stabilized 13.8V DC power supply and supplied DC lead, high power TX, otherwise stated.

## RECEIVER

### Squelch Sensitivity;

Threshold: 0.10µV pd (5dB SINAD)  
Maximum: 0.56µV pd (27dB SINAD)

### Adjacent Channel Selectivity;

Measured as increase in level of interfering signal, modulated with 400Hz at 1.5kHz deviation, above 12dB SINAD ref. level to cause 6dB degradation in 12dB on-channel signal;

+12.5kHz: 47.9dB  
-12.5kHz: 41.9dB  
+25kHz: 73.3dB  
-25kHz: 73.8dB

### Maximum Audio Output;

Measured at 1kHz on the onset of clipping (10% distortion), 8 ohm load;

2.25W RMS

### Blocking;

Increase over 12dB SINAD level of interfering signal modulated with 400Hz at 1.5kHz deviation to cause 6dB degradation in 12dB SINAD on-channel signal;

+100kHz: 86.8dB  
+1MHz: 96.2dB  
+10MHz: 95.0dB

### Sensitivity;

Input level required to give 12dB SINAD;

144MHz: 0.14µV pd  
145MHz: 0.14µV pd  
146MHz: 0.14µV pd  
430MHz: 0.25µV pd  
435MHz: 0.24µV pd  
440MHz: 0.24µV pd

### Image Rejection;

Increase in level of signal at 1st (45.05MHz) and 2nd (455kHz) IF image frequencies, and 'half 1st IF' over level of on-channel signal, to give identical 12dB SINAD signal;

Half 1st IF >100dB (145MHz), 69.7dB (435MHz)  
1st Image 85.7dB (145MHz), 23.7dB (435MHz)  
2nd Image 99.6dB (145MHz), >100dB (435MHz)

### Intermodulation Rejection;

Increase over 12dB SINAD level of two interfering signals giving identical 12dB SINAD on-channel 3rd order intermodulation product;

25/50kHz spacing; 73.6dB  
50/100kHz spacing; 72.6dB

### S-Meter Linearity;

	Sig. Level	Rel. Level
S1	0.55µV pd	-16.8dB
S3	0.89µV pd	-12.7dB
S5	1.49µV pd	-8.2dB
S7	2.44µV pd	-4.0dB
S9	3.85µV pd	0dB ref.
S9+	6.34µV pd	+4.4dB
S9++	10.3µV pd	+8.5dB



## TRANSMITTER

### TX Power and Current Consumption;

Freq.	Power	10.8V Supply	13.8V Supply	15.6V Supply
144MHz	High	50.3W/10.65A	69.4W/11.90A	69.7W/11.75A
	Low 1	48.5W/10.5A	48.7W/9.70A	49.0W/9.80A
	Low 2	24.3W/6.70A	24.3W/6.50A	24.7W/6.70A
	Low 3	10.4W/4.35A	10.3W/4.35A	10.6W/4.55A
145MHz	High	49.0W/10.45A	69.6W/11.55A	70.0W/11.45A
	Low 1	48.5W/10.35A	49.0W/9.40A	49.3W/9.50A
	Low 2	24.5W/6.50A	24.4W/6.40A	24.7W/6.35A
	Low 3	10.5W/4.25A	10.4W/4.20A	10.6W/4.20A
146MHz	High	48.5W/10.1A	69.8W/11.1A	70.1W/11.0A
	Low 1	47.5W/10.0A	49.0W/9.10A	49.3W/9.0A
	Low 2	24.7W/6.25A	24.5W/6.10A	24.7W/6.05A
	Low 3	10.6W/4.05A	10.4W/4.05A	10.6W/4.05A

### Harmonics;

2nd Harmonic; -82dBc  
3rd Harmonic; -83dBc  
4th Harmonic; <-90dBc  
5th Harmonic; <-90dBc  
6th Harmonic; <-90dBc  
7th Harmonic; <-90dBc

### Peak Deviation

5.19kHz

### Toneburst Deviation

3.24kHz

### Frequency Accuracy

-285Hz



# Alinco DJ-S41 Mini-Rig

Our Consultant Technical Editor goes roaming with a tiny 70cm handheld

Seen for the first time at this year's London Show, was Alinco's small 70cm transceiver, the DJ-S41. With a hinged flip-up aerial and a power output of around a third of a watt, it could be just the thing for local 70cm repeater operation whilst walking out and about.

You'll see from the photos the rig is quite small, and with a planned selling price of around £150 it shouldn't hurt your pocket too much either in the monetary sense! The controls have been kept to a minimum to give simple operation, indeed I didn't even need to look at the instruction book in order to get the set on the air, or even to get the memory channels programmed up.

It covers the usual 430-440MHz band on FM, and 20 memory channels are fitted - ten of which can store repeater channels and the remainder simplex channels, together with a further quick-access 'call' channel.

CTCSS encode is fitted for repeater access, and a 1750Hz toneburst is planned for UK models (although this wasn't fitted in the 'one-off' review



sample I tested). A 'bell' function can be switched in, which alerts you with a telephone-type ring for a few seconds if the receiver squelch raises. In this mode a 'bell' icon remains flashing on the LCD, which also lets you know if there's been a signal received on the set in your absence.

## Controls

You change frequency and memory channel by using the front panel up/down buttons, in 'VFO' mode these change the operating frequency in your programmed steps - or in 1MHz steps with a prior push of the side-mounted 'Function' button. An LCD backlight button lets you see what the set's tuned to at night, this also having a 'double function' of enabling an auto-power off facility, which switches the set into low-current standby mode if you haven't used it for a while.

The rig uses an internally pre-set squelch, and a side-mounted 'mon' button lets you defeat this if needed for weak signal listening. Apart

from that, about the only remaining control (probably the most important one!) is the top panel rotary on/off/volume knob.

The set measures 100mm (H) x 54mm (W) x 27mm (D), and it's powered from three AA sized batteries which you fit into the rear of the set. A top panel power socket lets you plug in an external 5.5V DC supply, and adjacent 3.5mm speaker and 2.5mm mic jack sockets are fitted for either an external speaker mic, or other accessories such as a packet TNC.

## On the air


The review period nicely coincided with a period of coverage tests for a new 70cm repeater in my area, so I was pleased to be able to use the set to good effect here, comparing its performance to my 'usual' 70cm rigs.

As already noted, I found the set's controls very easy to use, but what did surprise me was the good audio quality on receive from the set's small speaker - it certainly wasn't 'tinny' or distorted as I was expecting.



The set's equally small flip-up aerial also worked surprisingly well in its upright position, both handheld and with the set in

my pocket or clipped onto my belt using the supplied plastic belt clip. I was often tempted to hinge the aerial down for top-pocket use,



but I found this reduced signal strength remarkably. Using the aerial in this position on transmit also (naturally!) reduced the ERP considerably - after all my hand was then wrapped round the aerial.

Audio reports on my transmission were quite complimentary, and I found that, at least for the local use I tested the set under, the transmitter power output was reasonably adequate. I did however often wish that I could connect an external aerial for home use - there was no facility for this on the set, and I feel the set would otherwise have been useful for local packet use as well, or operating through neighbouring 70cm repeaters which I couldn't get to in 'handheld mode'.

### Lab tests

To perform the RF measurements, I opened the set up and temporarily connected a 50ohm coax lead in place of the set-top aerial (I found there was a handy two-pin aerial/earth connector inside the set for this very purpose). The tests showed the receiver to be quite sensitive, verifying the good on-air results, with it also having quite reasonable

strong-signal handling performance.

On transmit, using a regulated 4.5V DC source connected to the battery terminals, the set gave 280mW output, with reasonably suppressed harmonic levels and accurately set deviation and frequency parameters.

### Conclusions

I found the DJ-S41 a handy little transceiver, ideal for use within, for example, the local coverage area of a 70cm repeater. It was light, small, easy to carry around, the flip-up aerial being quite a novel feature for an amateur rig. It also performed quite well, although the quarter watt output and lack of external aerial connection does limit the set to such 'local portable' use.

A useful feature was that CTCSS encode is fitted as standard - as used on a number of 70cm repeaters in the UK. If your 'local box' however needs a 1750Hz toneburst, this is planned to be fitted in future UK sets - I'd advise checking with your supplier.

*My thanks go to Waters and Stanton Electronics for the loan of the review transceiver.*



# LABORATORY RESULTS:

All measurements taken with set powered from internal batteries, on 435MHz, unless otherwise stated.

## RECEIVER

<b>Sensitivity;</b>	
<i>Input level required to give 12dB SINAD;</i>	
430MHz;	0.17µV pd
435MHz;	0.17µV pd
440MHz;	0.18µV pd

<b>Squelch Sensitivity;</b>	
<i>Threshold;</i>	
0.11µV pd (4dB SINAD)	

<b>Image Rejection;</b>	
<i>Increase in level of signal at 1st (23.05MHz) and 2nd (450kHz) IF image frequencies, and 'half 1st IF' over level of on-channel signal, to give identical 12dB SINAD signal;</i>	
Half 1st IF	52.4dB
1st Image	45.4dB
2nd Image	57.3dB

<b>Adjacent Channel Selectivity;</b>	
<i>Measured as increase in level of interfering signal, modulated with 400Hz at 1.5kHz deviation, above 12dB SINAD ref. level to cause 6dB degradation in 12dB on-channel signal;</i>	
+12.5kHz;	43.6dB
-12.5kHz;	14.9dB
+25kHz;	58.1dB
-25kHz;	56.7dB

<b>S-Meter Linearity;</b>		
	<b>Sig. Level</b>	<b>Rel. Level</b>
1	0.54µV pd	0dB ref.
2	0.81µV pd	+3.4dB
3	1.05µV pd	+5.8dB
4	1.38µV pd	+7.9dB

<b>Current Consumption;</b>	
Standby, no sig;	63mA
Receive, mid vol;	76mA
Receive, max vol;	127mA

<b>Maximum Audio Output;</b>	
<i>Measured at 1kHz on the onset of clipping (10% distortion), 8 ohm load;</i>	
93mW RMS	

<b>Blocking;</b>	
<i>Increase over 12dB SINAD level of interfering signal modulated with 400Hz at 1.5kHz deviation to cause 6dB degradation in 12dB SINAD on-channel signal;</i>	
+100kHz;	68.0dB
+1MHz;	70.6dB
+10MHz;	70.9dB

<b>Intermodulation Rejection;</b>	
<i>Increase over 12dB SINAD level of two interfering signals giving identical 12dB SINAD on-channel 3rd order intermodulation product;</i>	
25/50kHz spacing;	57.8dB
50/100kHz spacing;	57.5dB



## TRANSMITTER

<b>TX Power and Current Consumption;</b>		
Powered from stabilised 4.5V DC source		
<i>Freq.</i>	<i>Power</i>	<i>Current</i>
430MHz;	280mW	249mA
435MHz;	280mW	240mA
440MHz;	280mW	234mA

<b>Harmonics;</b>	
2nd Harmonic;	-70dBc
3rd Harmonic;	-76dBc
4th Harmonic;	<-90dBc

<b>Peak Deviation;</b>	
4.53kHz	

<b>Frequency Accuracy;</b>	
-345Hz	

Consult the Airband Experts for  
personal and friendly service



**83B HIGH STREET, YEADOX  
LEEDS, LS19 7TA**

**NEW OPENING HOURS FROM  
1 JANUARY: 10AM TO 5PM  
TUESDAY TO SATURDAY  
CLOSED SUNDAY AND MONDAY**

**THE NORTH'S LEADING  
SUPPLIER TO LISTENERS**  
STOCKISTS OF SCANNERS, SHORT WAVE  
RADIOS, AND QUALITY ACCESSORIES

**2nd Edition Catalogue now out**

Send £1:50 refundable on purchase

**Phone: Ken Cothliff on  
0113 250 9581  
Faxmillie: 0113 250 0119**

# 39th Northern Mobile Rally

## NMR 96

New Venue  
**Ripon Racecourse**

New Date  
**Sunday June 2nd 1996**

Bring and Buy Usual Traders  
Refreshments Bar

Doors open 11:00 (Disabled 10:30) Talk-in on S22

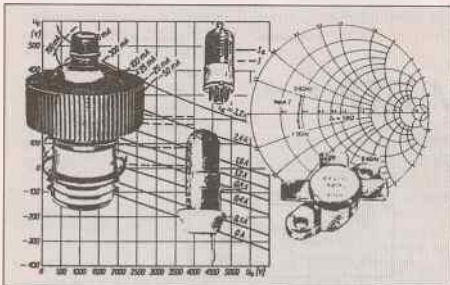
**Access: follow signs to Racecourse from A61 Ripon By-Pass**

Details: Rally Manager Gerald Brady, G0UFI on 01765-640229  
Packet from G1UXP @ GB7CYM  
E-Mail: woody@tanganon.demon.co.uk

## **CVC** CHELMER VALVE COMPANY

*If you need Valves/Tubes or RF  
Power Transistors etc. ...then try us!*

We have vast stocks, widespread sources  
and 35 years specialist experience in meeting our  
customers requirements.



*Tuned to the needs of the Radio Amateur*

Chelmer Valve Company, 130 New London Road,  
Chelmsford, Essex CM2 0RG, England.

**Tel: 44-01245-355296/265865**

Fax: 44-01245-490064

## **PIC<sup>3R</sup> BUSTER**

**READ, WRITE & DEPROTECT PIC 16C84's**

The PIC PRO is no ordinary pic 16C84 microchip programmer, but is also able to 'disable' the fuse protection of the chip and allow the entire data and memory area to be read without causing any harm to the chip. Each programmer comes with a power supply, parallel data cable and menu driven software for only £99 + vat.



**PIC  
16C84  
SMART  
CARDS  
AVAILABLE  
FROM £10 ea**

**Tel 3R Cardware  
01246 455150  
01246 455945**

**FAX  
01246  
455650**

**PIC  
DEVELOPMENT  
KITS ALSO  
AVAILABLE  
incl SOFTWARE**

**3R CARDWARE - FREEPOST SF4668 - CHESTERFIELD - DERBYSHIRE - S42 6BR**

# AX-400 Wideband Scanner

Chris Lorek G4HCL goes portable with a credit-card sized scanner

At this year's London Show, I saw many of the traders marvelling at a tiny handheld on show. This was the AX-400 scanner, with a 'footprint' of about the size of a credit card and just 21mm thick. It covers an incredible 500kHz to 1300MHz, with modes of AM, NFM and WFM, and with 400 memory channels and 10 'search' ranges to play with. Manufactured by Standard in Japan, it's due to be marketed in the UK under the 'Welz' name as the WS 1000, at a price of around £349. I was extremely pleased to come away from the show with the (only!) sample, for review in Ham Radio Today.

## Controls and features

The receiver is powered from just two AA sized batteries, which fit in the lower rear of the set's case, either dry batteries or nicads can be used. On the front panel, 12 push-buttons, plus a further recessed power on/off button, control the various functions together with a rotary click-step knob on the top panel. Concentric to this is a rotary volume control, and a fingerit squelch control is located on the right side panel. Not to be outdone, the left side panel of the set has a rubberised 'function' button to 'double up' most of the front



panel controls, together with a small 'monitor' button to act as a momentary squelch defeat control.

You can use the keypad for direct frequency entry, and the rotary knob on the top panel acts as a tuning control, stepping through in selectable 1, 5, 6.25, 9, 10, 12.5, 15, 20, 25, 30 or 50kHz increments. A

handy facility is that you can assign various steps and modes to given frequency ranges to suit your preferences, a 'default set' being stored in the scanner as supplied. The 400 memory channels can contain the usual mode and frequency, plus channel skip status, delay, etc. Ten programmable

lower/upper frequency 'search' ranges, in additional memory channels of 400-419, also let you search for new active frequencies.

In normal operation, the set's scan or search halts when the squelch raises, and as an alternative to the usual 'noise squelch' (i.e. which raises when the FM noise reduces), an 'RF squelch' is also available. You can set this to raise on any one of 8 pre-set signal levels, useful when you only wish to hear signals exceeding a given strength. A switchable attenuator is also fitted, to offer protection from possible unwanted strong signal overload.

A BNC aerial socket is fitted, which allows connection of an external aerial besides the supplied wideband set-top whip, and a 3.5mm jack socket is fitted for connection of an external speaker or earphone as an alternative to the built-in front panel speaker.

## On the air

It didn't take me long to try the set out on the air - indeed I started using it with my car-mounted wideband scanner aerial on the way home from the show, giving me my first 'taste' of using the set. Several more journeys, plus many hours and days of portable and shack use, followed.

Despite its small size and




the tiny push-button controls, I found the receiver quite easy to use on the air. About the only thing I would have liked was an easily switchable backlight for the LCD, plus a one-touch 'lock' function for the buttons, which I sometimes found were accidentally pressed when carrying the set in my pocket. These were however available as a 'second function' (on the '2' and '1' buttons respectively) so I mustn't grumble too much!

In normal use, switching the set on always retained the last-used mode, which I found very useful. For example, if the set had been in 'memory scan' mode (which I usually used each time when portable outdoors) it powered up in that mode until changed - this again usually being a second-function control. Various facilities could also be controlled using the receiver's 'set' mode, such as scan delay, memory swap, priority channel monitor, automatic mode on/off, keypad beep and so on. The set also has a switchable auto-power-off

facility to help save the batteries if the set was accidentally left switched on after use.

Throughout the review period, I used the receiver with a variety of aerials, from its set-top whip to my rooftop VHF/UHF vertical and outdoor HF dipoles, as well as my mobile 2m/70cm whip and separate wideband mobile scanner aerial. Overall I found the receiver to be very

sensitive, indeed quite similar to that of a modern 2m amateur transceiver, as well as being fairly resistive to the effects of strong signal interference from signals on adjacent bands. On the HF broadcast bands, the receiver did tend to overload when coupled to a large outdoor aerial system, which I suppose is to be expected. But switching in the attenuator here helped to reduce the



resultant 'mush' somewhat.

The audio level from the built-in speaker was quite adequate for home and most portable use, as well as in the car at low speeds - although motorway driving certainly benefited from an extension speaker being plugged in. I found the set, when fitted with a pair of fully-charged 700mAh nicads, gave me around 8-10 hours worth of normal listening before it warned me with a large 'Batt' indication on its LCD that a recharge was needed.

## Second opinion

After showing the scanner to a friend of mine, a 2E1 amateur who's also a very keen scanner user, I was persuaded to 'let him loose' on air with it in his station for a while. His comments after a few hours of listening were simply "Fantastic, I want to buy one, how much do they sell for?".

## Lab tests

The measured results do indeed show the set to be rather impressive, RF wise, for its size, I found no great problems whatsoever. It was sensitive, with quite reasonable strong-signal handling performance. In all, it gave the level of performance I'd expect from physically larger scanners. Indeed the AX400 actually had better adjacent channel and close-in blocking performance than I'd found on a couple of other (larger) wideband HF/UHF/UHF handheld scanners I'd tested in the past!

## Conclusions

A lovely little set, I enjoyed using it immensely on the air. It's small, light, and very easy to carry around, with no performance compromises being made due to its small size. I just wished I had smaller fingers!

*My thanks go to Waters and Stanton Electronics for the loan of the review*

# LABORATORY RESULTS:

All measurements taken at 145MHz, NFM, unless stated.

## Sensitivity;

Input signal level in  $\mu$ V pd required to give 12dB SINAD;

Freq.	Level
0.5MHz	1.01 (AM)
1MHz	0.58 (AM)
2MHz	0.42 (AM)
5MHz	0.81 (AM)
10MHz	0.47 (AM)
20MHz	0.34 (AM)
30MHz	0.16 (AM)
40MHz	0.15
50MHz	0.14
60MHz	0.14
70MHz	0.14
80MHz	0.15
100MHz	0.27 (WFM)
120MHz	0.34 (AM)
145MHz	0.15
165MHz	0.27
200MHz	0.34
250MHz	0.87 (AM)
300MHz	0.45 (AM)
400MHz	0.20
435MHz	0.24
450MHz	0.24
500MHz	0.25
600MHz	0.52 (WFM)
700MHz	0.99 (WFM)
800MHz	0.83 (WFM)
900MHz	0.23
934MHz	0.15
1000MHz	0.21
1296MHz	0.83
1300MHz	0.78

## Current consumption;

Scanning, no sig; 58mA  
 Receive, mid vol; 77mA  
 Receive, max vol; 110mA

  
 SUBSCRIPTIONS AND  
 BACK ISSUES HOTLINES:  
 ORDERS:  
 01858 - 435344  
 ENQUIRIES:  
 01858 - 435322  
LINES OPEN 9am - 6pm

## Squelch Sensitivity;

Level of signal required to raise receiver squelch

Threshold; 0.10  $\mu$ V pd (6dB SINAD)  
 Maximum; 0.55  $\mu$ V pd (27dB SINAD)

## Adjacent Channel Selectivity;

Measured as increase in level of interfering signal, modulated with 400Hz at 1.5kHz deviation, above 12dB SINAD ref. level to cause 6dB degradation in 12dB on-channel signal;

+12.5kHz; 31.2dB  
 -12.5kHz; 24.8dB  
 +25kHz; 55.9dB  
 -25kHz; 54.1dB

## Blocking;

Measured as increase over 12dB SINAD level of interfering signal modulated with 400Hz at 1.5kHz deviation to cause 6dB degradation in 12dB SINAD on-channel signal;

+100kHz; 54.0dB  
 +1MHz; 83.2dB  
 +10MHz; 94.0dB

## Attenuator Level;

10MHz; 19.6dB  
 145MHz; 21.1dB  
 435MHz; 14.1dB



## Intermodulation Rejection;

Measured as increase over 12dB SINAD level of two interfering signals giving identical 12dB SINAD on-channel 3rd order intermodulation product;

25/50kHz spacing; 52.6dB  
 50/100kHz spacing; 55.8dB

## Image Rejection;

Difference in level between unwanted and wanted signal levels, each giving 12dB SINAD on-channel 145MHz FM signals;

1st Image (+21.4MHz); 65.7dB  
 2nd Image (+910kHz); 52.4dB

## Maximum Audio Output;

Measured at speaker/earphone socket, 1kHz audio at the onset of clipping (10% distortion), 100m resistive load;

55mW RMS



## PRO-62



200 Channel  
Portable Scanner  
68-88MHz  
118-174MHz  
380-512MHz  
806-960MHz

RRP £229.99

**OUR PRICE**  
**£179.99**

**SAVE £50.00**



**PRO-26**  
200 Channel  
Scanner with  
continuous  
25MHz to 1.3GHz  
Coverage

**£299.00**



**PRO-44**  
INCLUDING A  
FREE CARRY  
CASE WORTH  
**£15.00**

**£129.95**

**PRO-25**  
100 Channel  
Portable Scanner  
68-88MHz  
108-174MHz  
406-512MHz  
806-956MHz

**£179.95**



**NEW**

**PRO-60**  
RRP ~~£269.99~~  
Inc Charger +  
nicads worth £20

**OUR PRICE**  
**£249.99**




## Grundig Yacht Boy 400

- 40 Memory channels
- Signal meter & carrying case
- 1.6 - 30 MHz
- Full s.s.b

**129.95**  
+ £5 P & P

INCLUDING :

Free S.W. Antenna worth £14.99, FREE Batteries, FREE Short Wave Frequency Book & FREE Headphones.



## 4th Edition Scanning Directory

**£17.50**

FREE P&P



## YUPITERU MVT-7100

ALL MODE SCANNING RECEIVER  
500KHZ - 1300MHZ  
AM, FM, SSB, WFM.

*Very special part exchange deal or  
huge cash discount for straight  
purchase*

**RING FOR DETAILS**

## PRO-2039 Base Scanner



200 channels with Hyperscan system which lets you scan at 25 or 8 channels per second. High speed search facility locates new and unlisted frequencies at a flash. Coverage: 68-88, 108-136.975 (AM), 137-174, 380-512, 806-960MHz.  
Price £219.99 Save £20.

NOW **£199.99** +£5 P&P

## Telescopic scanner antenna


Extends portable scanner range. 9 sections, centre loaded.  
For 1-1300MHz BNC connector £9.99/£1 p&p



## Clip-on Mini Speaker

Ideal for portable scanners. Swivel clip attaches to collar or lapel for easy listening while you carry your portable on a belt-clip (3.5mm plug) £9.99/£1 p&p

## — SKY SCAN —



Desk Top Antenna  
Model Desk  
1300

**£49.00**

+ £3.00 p&p

DX V1300  
Discone

**£49.95**

+ £3.00 p&p



Magmont MKII  
Scanning  
Antenna

**£24.95**

+ £3.00 p&p



Mail Order: SRP Trading, Unit 20, Nash Works, Forge Lane  
Belbroughton, Nr. Stourbridge, Worcs,  
Tel: (01562) 730672. Fax: (01562) 731002



Shop: SRP Radio Centre, 1686 Bristol Road South, Rednall, Birmingham B45 9TZ.  
Tel: 0121-460 1581/0121-457 7788



# W9GR DSP Filter

G4HCL gets his soldering iron out and ends up with a superb transceiver add-on

On the front cover of the 1996 ARRL handbook is a Digital Signal Processor (DSP) unit, designed by DSP 'guru' Dave Hershberger W9GR. If you're not familiar with the concept of DSP, then just take a look through a few of the recent 'upmarket' HF rig reviews in Ham Radio Today, and you'll see the often amazing difference it can make to reception under difficult conditions.

There are a number of commercial 'black box' DSP units available as add-ons for your amateur rig, but the thought of building one myself seemed rather attractive. Although all details, including circuit diagram etc. are given in the ARRL handbook, I found that SEM on the Isle of Man could supply complete kits of parts, including a smart metal case together with full assembly information, for £159.50. Knowing that many other Ham Radio Today magazine readers are of the same mind, I was on the phone to them the same day!

## Kit and ready built

The unit arrived in the post very quickly, complete with very comprehensive instructions on building the unit. I'll say it now, you need to be a competent constructor to build the unit. It uses several static-sensitive ICs, and you'll need to know how to identify resistor colour codes etc. - it's not a 'raw beginner's project'. Having said that, IC sockets are



The W9GR filter, available as a kit or ready-built.

provided, and clear 'step by step' assembly and test instructions make sure you don't make expensive mistakes! However, if you're unsure of your soldering skills (over 95% of problems are caused by poor soldering I'm told) you can also obtain a ready-built unit from SEM for an additional £40.00

Overall it took me just over a hour and a half to build the unit, which surprised me as I quite believed it would have taken a lot longer. Testing the board, following the clear instructions, took just a few minutes, after which I plugged the ICs in, fitted the board inside the supplied metal case, and connected the unit up to my receiver. I switched on with some trepidation. I'm pleased to say (phew!) that the unit worked perfectly, first time.

## Connections

The unit connects between

your receiver's audio output and an extension speaker, an external 12V DC supply at 500mA being needed to power the unit. A total of 18 functions are selectable, using the front panel rotary switch together with a rear-panel 'BIO' (Binary '1' or '0') toggle switch. A 10 segment bargraph LED display is used on the front panel for indication, and in most of the operating modes this displays the peak audio level, each segment representing a 3dB level change.

Inside the unit, a 13 bit Analogue to Digital (A/D) conversion is used, this theoretically giving an 80dB dynamic range. As well as making this easy to set input levels, it also vastly improves CW filtering over a typical 8 bit conversion, as a wide dynamic range is needed to select a weak CW signal in the presence of strong QRM. In voice modes, the signal to noise ratio of a

relatively strong SSB signal is probably around 30dB, so there's 50dB of 'headroom' left.

## Operation modes

The 16 position front panel switch selects;

- 1) *Combined automatic notch and noise reduction*; which automatically notches carriers and simultaneously reduces noise, useful for general HF SSB operation.
- 2) *Noise reduction*; which reduces noise with greater effectiveness than Mode 1, for weak signal SSB, VHF SSB and FM.
- 3) *Automatic notch*; automatically notches carriers with greater effectiveness than Mode 1 - for HF SSB where interfering carriers are a problem.
- 4) *Narrow (2.1kHz) Voice Filter*; a fixed 100th order narrowband filter intended for rejecting adjacent overlapping



SSB signals, with a passband of 300-2100Hz and out-of-passband rejection of 50-70dB.

5) *Narrow (1.8kHz) Voice Filter*; identical to the previous mode with the passband narrowed to 300-1800Hz.

6) *RTTY filter*; a 100th order linear phase bandpass filter, intended for 170Hz shift PSK signals such as Baudot and AMTOR. The rear panel BIO switch selects either North American (2125/2295Hz or European (1275/1445Hz) tones, the out of passband attenuation being greater than 60dB.


7) *HF Packet/SSVT filter*; a 100th order linear phase bandpass filter for 200Hz shift, 1200 baud HF packet or SSVT signals. The BIO switch selects HF packet (1600/1800Hz tones, with a passband of 1550-1850Hz) or SSVT (1200-

centre frequency when a filter is selected. The filters are centred at 1kHz, 750Hz, 600Hz and 400Hz, but the centre frequency of each can be changed to suit your personal preferences.

## On the air

I used the filter with a couple of HF transceiver systems; an 'ageing' Trio JR599/TX599 combination and a modern Yaesu FT-990 (the latter having its own variable digital filter built-in).

Transverters allowed testing on 6m-23cm as well, and the sets both have a number of crystal filters built-in, including narrow CW filters. Possibly not surprisingly, used with the JR599 (a very good receiver for



Ready to go!

just doesn't happen with a DSP filter - and it could take many otherwise very experienced amateurs by surprise to hear such 'pure' signals!

Testing the unit on weak VHF/UHF beacon signals, i.e. CW and RTTY, in very noisy, weak, but otherwise interference-free conditions, also brought an immediate improvement in readability. I was most impressed. Being a 'data freak', I appreciated the packet and SSVT filters, switching the DSP unit in and out via its front panel switch usually made an instant difference to the visible data decoded on my KAM all-mode TNC on the typically very busy 20m band.

In day-to-day listening on SSB, usually on the rather 'noisy' 80m and 40m bands, I invariably used the DSP filter in the combined auto-notch and auto-noise reduction mode - it made reception significantly less tiring on my ears! I really did appreciate the automatic notch, it nicely got rid of the annoying 'tuner-uppers' as well as doing sterling service in reducing the effects of unwanted CW QRM. I often use the variable upper/lower cut-off DSP filter system in my FT-990 for such listening, but I must admit that I found W9GR filter, e.g. in its 2.1kHz and 1.8kHz bandwidths, to be better in terms of cut-off rejection and noise performance. A careful test in 50Hz bandwidth CW filtering mode showed the W9GR filter to be considerably better than my FT-990's built-in DSP filter!

## Upgrades?

The performance of the filter is of course primarily software controlled. I'm told that the chip, as supplied by Quantics with the kit, includes the latest version of the software, but as more and more experience is gained with the software, changes are made in the program to incorporate improvements based on the experience of amateurs using the filter. If, as is the case with W9GR's earlier DSP filter, the source code is freely available on the Internet (or even as a purchased plug-in chip upgrade) this should allow the filter to be reasonably 'future proof'.

## Conclusions

It may sound rather enthusiastic, but I really was taken aback by the performance of this DSP filter - and I'm no 'newcomer' to DSP. All I can say is that, even owning a modern 'top of the range' HF set with its own variable DSP filtering, the W9GR filter I built and tested didn't go back to SEM. It stayed in my shack, with a cheque being returned instead. This is only the second time this has ever happened over the past ten years of my reviews (ironically the last was an SEM 'QRM Eliminator'!). Can I give any higher recommendation?

*My thanks go to SEM for the provision of the DSP filter kit for review.*



The lot of parts

2300Hz). Attenuation out of the passband is greater than 60dB.

8) *DTMF decoder*; decodes DTMF signals, using the LED bargraph to indicate the decode tone pairs.

9) *CTCSS decoder and squelch*; which will decode any of the 38 subaudible tones used for repeater access, tone squelch and selective calling, but it'll only work if your receiver audio gives a low enough audio frequency response.

10-16) *CW filters*; bandpass filters with centre frequencies ranging from 400Hz to 1000Hz, and bandwidths of 50Hz to 200Hz. Out of band rejection is greater than 50dB for the 50Hz filters and greater than 60dB for the wider filters. A short 'dit' is sent at the filter

it's time but naturally having poorer shape-factor filters and poorer strong-signal performance compared with modern sets) the DSP filter made a world of a difference on HF. Suddenly, weak CW signals buried in QRM became remarkably readable - the difference really had to be heard to be believed. The only problem I found was in trying to keep signals correctly tuned in - a difference of just a few tens of Hz between two amateurs in QSO meant I had to retune the receiver slightly if the DSP filter was used in its narrowest (50Hz) bandwidth position - the filtering was that sharp! Many of us are used to the 'ringing' effect of a very narrow crystal filter. Now, this

# SCANNERS

## Bill Robertson gives advice on getting rid of paging interference

A number of readers who use handheld scanners on an external aerial seem to have the same problem on VHF airband - that of strong signal breakthrough from VHF paging transmitters. This isn't always a 'fault' on the receiver, but rather a limitation in its strong signal handling capability. 160MHz paging signals also fall in the 'image' of sets with a 21.4MHz 1st Intermediate frequency (e.g. this being 42.8MHz above the wanted, i.e. 120MHz, signal). Also, paging transmitters on 139MHz often cause blocking through strong signal overload into a receiver tuned to within the adjacent VHF airband range. The receiver circuits of handheld scanners are naturally optimised for use with their set-top helical aerials, and connecting a large outdoor type, particularly an amplified aerial, can cause a lot of problems!

A message from Simon in East Yorkshire, who lives just around 200 metres from such a paging transmitter site, tells of the paging signals breaking through on several frequencies on his AOR2700 scanner, even when using just a set-top telescopic aerial, although he says his PRO2006 (a base scanner, with it's better filtering) rejects the unwanted interference a lot better. Mark Brickley has similar problems, and is thinking of investing in an AR3000A scanner. News from Paul Jones is that his AR3000A doesn't suffer at all from this (it's also a superb rig all round in my opinion).

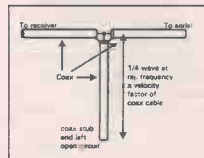
So, what's the 'answer'? In the case of VHF airband, you could try an in-line filter such as the AOR ABF125, available from AOR (UK). This is a purpose-

designed airband range 'bandpass' filter, which attenuates signals outside of it's range. Alternatively, a simple 'notch' using a coax stub can be used, although this will also give a notch at odd harmonics, i.e. if it's cut for 160MHz then it'll also notch out 480MHz (3 x 160MHz), 800MHz (5 x 160MHz) etc.

### Coax stub filter

This uses just a short length of ordinary coax, connected in a 'tee' configuration to the coax feed between your aerial and your receiver. At the 'tee', the coax braids connect together, and the coax inners connect together (don't connect the coax inner to the braid!), and at the end of the stub the coax and braid should be left unconnected, i.e. open circuit.

The frequency you want to reject determines the length of the coax 'stub'. Use the formula of 750 divided by the length in MHz to give you the length in centimetres of a quarter wavelength in free space. Then, multiply that length by the



Simple coax stub filter

velocity factor of your coax, which will typically be 0.86 for UR76 (thin coax) or 0.66 for UR67 (thick coax) to give you the electrical quarter wavelength (i.e. the 'coax quarter wave'), which is the length you need to cut your coax stub to.

### POCSAG reception

Many readers of course do want to receive and decode pager transmissions! Jason Petty in Stockton-on-Tees wrote to me saying that he's writing a pager decoding program for the Amiga 1200T. He's already written programs for Morse and RTTY decoding for this machine, so the pager one looks like it's not too far away! I'll keep readers posted through this column on its availability.

There's now a new version of the POCsAG PC software written by Peter Baston. It's version 2.00, which replaces the earlier version [V1.02], and now allows off-air decoding of numeric and alphanumeric paging signals at 2400 bits/sec as well as 512 and 1200 bits/sec, including a new 'auto detect' mode. The new version also adds a few other facilities, such as error detection and correction, and auto-logging of received messages. It uses the same simple one-IC interface - full information being given on the disk (it's available from the HRT Software Service - all requests for the POCsAG software now automatically receive V2.00 - Ed).

### European air frequencies

Jannick Johnsson asks about UHF frequencies used by air forces in Europe. He's seen several 'frequency books' advertised, but wonders which is the best for European (not just British) frequencies. For this, one possibility is the 'En-Route supplement, Northern Europe' which is available from the RAF Documents Unit at Northolt. It's priced at £7.50 and available to

the public from the documents unit, Tel. 0181 845 2300 ext. 7209 for an order form and book list (ask for a 'flight information publication prospectus'). My thanks to Pat Martindale for the above information.

### SWL and scanner control software

If you're a scanner or HF listener and yearn for PC control of your set, then Simon Collins, who's written plenty of such software including several programs for AOR scanners, now has an Internet web site. You'll find it at

<http://www.ibmcpug.co.uk/~g4sgj/> where you can download time-limited demo versions, as well as free fully working programs (such as PC Monitor which gives DOS control of the FRG-8800) and several free SWL working aids, such as a bandplan, language help, and several other programs.

If you don't have Internet access (or if you don't want the phone bill for downloading them!), remember that you can get Simon's AOR control programs by requesting the 'AOR disk' from the Ham Radio Today software service. I've also arranged with the Editor this month to have many of Simon's other programs from the web site (plus the V2.00 POCsAG software - Ed) available this month on 1.44Mb disk for the usual £1.00 to cover the cost of disk and p/p, see this month's 'Software Offer'.

### Strange signals on 434MHz

A message from Andy Boyd says that, whilst he was



Base station scanners offer better strong signal performance

scanning through the 70cm band one night, on 433.950MHz he stumbled across what sounded like a 'loop', saying "Car zone one, alarmed", which was repeated twice. Then came "Weee woodee woo", and again "Car zone one, alarmed". He asks "what's this doing in the 70cm band?"

This to me sounds like a remote alarm device operating in the European low-power

allocation of 433.920MHz, although in the UK this frequency, according to the Radiocommunications Agency, is only supposed to be used for car key fobs (it doesn't seem to have stopped 'TrafficMate' using it - see last month's Editorial - Tech Ed). Here, you'll often hear low-powered data 'bursts', although with the relaxation of import controls no doubt some 'European units' have made it 'across the water'

into the UK, and are being used in this way. Maybe this frequency could prove to give a few other surprises in the near future!

### Free information booklets and guides

If you'd like a free booklet on VHF/UHF frequency allocations in the UK, it's available from the Library and Information Service of the Radiocommunications Agency, yours for the asking. The "Table of Current Allocations and Users in the range 28-470MHz" (document RA255) has 18 pages worth of useful frequency tables together with their users, and for UHF addicts document RA265 is the "UK Table of Frequency Allocations Part 3" which covers 470-3600MHz. You can obtain these from the Library and Information Service, Radiocommunications Agency, PO Box 9711, South Key Three, 189 Marsh Wall, London E14 9DA, Tel. 0171 211 0502 or 0505. At the same time, why not ask for the RA's "Receive Only -

Scanners etc. Information Sheet", document RA169, which lets you know exactly what you can and can't listen to.

With that, my thanks go to readers for your letters, and I hope I've managed to answer a few queries here. Next month I plan to give information on how to build a simple circuit for an add-on "S-meter" for your base scanner. If you've any topics you'd like me to cover in this column, please do drop me a line!

*Bill Robertson is pleased to hear from readers and will answer queries through this column - address your letters to: Bill Robertson, c/o HRT Editor, Nexus, Nexus House, Boundary Way, Hemel Hempstead, Herts HP2 7ST, or by fax or email to the Ham Radio Today direct Editorial contact points.*

Please remember that reception of some frequencies or services may not be permitted without appropriate permission. The RA's information sheet on "Scanners" has full information for the UK.



# D-I-Y RADIO

AN INTRODUCTION TO AMATEUR RADIO - FOR BEGINNERS OF ALL AGES

## Newly Licensed - Just Starting?

Then you need *D-i-Y Radio*, the RSGB's magazine designed just with you in mind!

Every issue contains - three construction projects for you to try out, ranging from the simple to the more complicated; Ham Facts; A Technical Feature; a Review - sometimes on equipment, sometimes on Books; Colour A3 Poster; News; Prize competition, and much, much more. Delivered direct to your door six times a year.

\*RSGB Members' price on application

ALL FOR JUST  
**£9.00\***  
POST FREE

D-I-Y Radio (HRT06), RSGB, Lambda House, Cranborne Road, Potters Bar, Herts EN6 3JE

**S.E.M.** 8 FORT WILLIAM DOUGLAS, ISLE OF MAN 'PHONE 01624 662131

NEW, DSP-3 from W9CR. This superb latest generation DSP filter has 18 switched functions inc. 7 sw filters, RTTY packet, SSTV, SSB, auto notch & denoising. Price £199.50. Ready built £159.50 kit, all components and case.

S.E.M. Q.R.M. ELIMINATOR MKII. This device can phase out completely local interference of any kind. Connects in your aerial feeder and covers 100 KHz to 60 MHz, you can transmit through it, £98.50 incl. Ex-stock.

V.H.F. Q.R.M. ELIMINATOR 130-180 MHz £119.50.

S.E.M. PACKET MODEM. This unit will connect between your P.C. and 2M. F.M. Rig to provide Packet Radio with the various TNC emulation programmes readily available. State 9 pin or 25 pin socket on P.C. Price £49.90.

HI Q RECEIVER AERIAL MATCHING UNIT. Provides a high selectivity impedance match for wire or co-ax aeriels to your receiver, £85.50 incl. Ex-stock.

FREQUENCY CONVERTERS. V.H.F. to H.F. gives you 118 to 146 MHz on your H.F. receiver. Tune Rx. 2-30 MHz, £79.50. Ex-stock. H.F. to V.H.F. gives you 100 KHz to 60 MHz on your V.H.F. scanner, £89.50. Ex-stock. Plug in aerial lead of any receiver. Tuning from 100 MHz up.

2 or 6-METRE TRANSMATCH. 1kW, will match anything. G20YM or GSRV7 on VHF. £55.00. Ex-stock.

DUMMY LOAD. 100W THROUGH/LOAD switch, £39.50. Ex-stock. VERY WIDE BAND PRE-AMPLIFIERS. 3-500 MHz. Excellent performance. 1.5dB noise figure. Bomb proof overload figures. £49.50 or straight through when OFF. £39.50. Ex-stock.

R.F. NOISE BRIDGE. 1-170 MHz. Very useful for aerial work measures resonant freq. and impedance £89.50. Ex-stock.

COSMIC MEMORY KEYS. The most comprehensive keyer available. 4 x 48 character memory messages which can be combined or call each other and contain operational commands. Many more facilities all being called or interrogated via the key! £117.90 inc.

I.A.M.B.I.C. MORSE KEYS. 8-50 w.p.m. auto squeeze keyer. Ex-stock. Ours is the easiest to use. £89.50. First class twin paddle key, £39.50. Ex-stock.

TWO-METRE LINEAR/PRE-AMP. Sentinel 40: 14x power gain, e.g. 3W-40W (ideal FT290 and Handhelds), £135. Sentinel 60: 6x power, e.g. 10 W in, 60 W out, £145. 10 W in 100 W out, £175.

H.F. ABSORPTION WAVEMETER. 1.5-30 MHz, £55.00. Ex-stock. MULTIFILTER. The most versatile audio filter. BANDPASS Hi Pass, Lo Pass and two notches. £95.00. Ex-stock.

HIGH PASS FILTER/BROAD BREAKER. Cures T.V.I. £9.95. Ex-stock. CO-AX SWITCH. Three-way + earth position. D.C.-150MHz, 1kW. £39.50. Ex-stock.

12 MONTHS COMPLETE GUARANTEE INCLUDING TRANSISTORS. Prices include VAT and delivery. C.W.D. or phone your CREDIT CARD No. Ring or write for further data or catalogue. Orders or information requests can be put on our Ansaphone at cheap rate times.

# A Simple Inexpensive Mast and Rotator

Many amateurs would like to have a good 9 metre or higher mast, but the expense usually puts off the idea until at least everything else has been bought. This idea by Glenn GGBI is rather novel in that his system is mostly built from scrap parts that he culled from various sources at 'silly' prices.

I first met Glenn at a special event station that he had helped organise to celebrate the 'Battle of Britain'. A fellow who knows how to transform what he calls 'a sows ear into a silk purse'. He puts his reasons for choosing this particular design as low cost, speed of rotation and reliability. Having looked closely at his ideas I have come around to his way of thinking too.

The main limitation with most commercial equipment, be it radios, aerials or masts, is

their initial cost. Much better to build your own if at all possible. His quoted increase in speed of operation may appear to be optimistic until you look at it closely. Reliability comes only after testing for a long time. Glenn's mast and rotator has been in operation for quite a few years. I would suggest to readers that this has proven the reliability of his ideas.

Obtaining the listed exact parts may be difficult, but like most homebrewers, don't follow the exact sizes, adapt the idea. Use this design to construct your own mast with the materials to hand, or those which can easily be obtained. Items like bolts will have to be bought new, but the old bike may be found on the local scrap heap, look carefully at the same time for the piping! The lengths

Dick Pascoe  
GOBPS  
describes a  
simple  
mast and  
rotator for  
you to  
build at low  
cost

design may have to be altered to fit.

Fig.1 gives the layout and shape of the two brackets, the more astute will immediately realise that no dimensions have been given. Calculations will have to be made to ensure that the brackets hold the mast far enough away from the house to clear the roof and guttering, and also be sound enough to carry the weight of the aerials.

Fig.2 shows the construction of the mast, the length has been shortened for clarity. The length of the remaining box section is used to support the 25mm galvanised water pipe in which the actual rotatable mast turns.

The 25mm inside diameter section of pipe is cut into short lengths of about 15cm each. These are then slipped over the longer section of the 25mm pipe and the whole laid along the box section. The length of 25mm square section is cut into the same lengths and laid out alongside the same pipe lengths (see Fig.3).

These short sections of pipe are then slid along the 25mm pipe, so that they are at equal intervals. They are then welded into place to act

given are intended only as a guide, and can be adjusted to suit your own particular situation.

### Construction

Construction is relatively simple, the only difficult part of the whole job for some may be the welding. But many local garages will be happy to oblige for a nominal fee if the metal is cut to size and the drawings supplied. Some may even be happy to do the whole job, again the exact

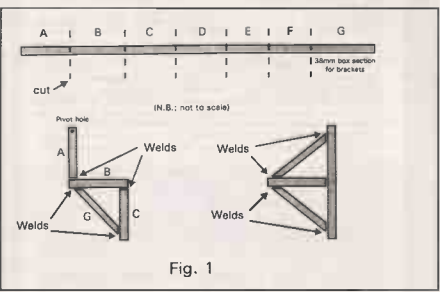


Fig. 1

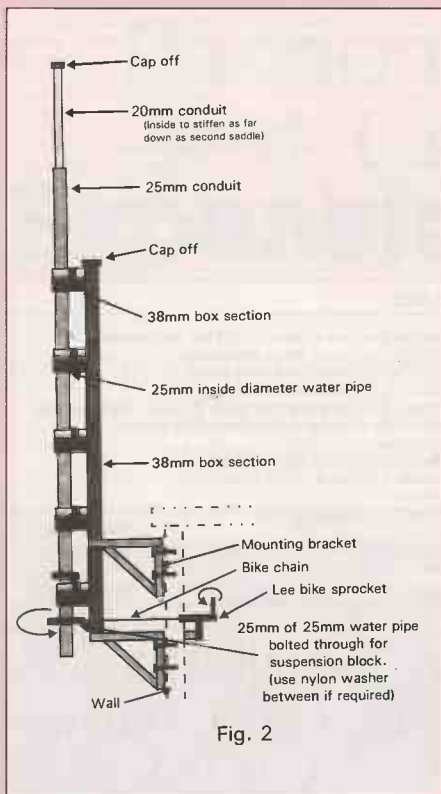


Fig. 2

as supports for the 25mm pipe when in the vertical position. Be sure to do this with the 25mm tube in place to ensure that the final job will not bind in use. A couple of millimetres out now will cause the whole lot to jam in the future.

### Bicycle power returns

The idea of using a bicycle to turn the aerial may not be new, but Glenn's reasoning may be so. If we refer to Fig.4, using the lower part of a simple bicycle frame, a simple winch can be made. The efficiency of this when coupled to the rear sprocket

of the bike, welded (more welding!) onto the base of the mast is rather good!

Consider a rider trying to cycle uphill, lots of effort from the legs, but little turn on the back wheel. The cyclist however has the choice of gears to use. Using a large wheel on the inside and a wheel on the outside that has a quarter of the number of teeth, will ensure that the mast will turn four times, for one turn on the main handle. If we reverse this, then the mast will turn once for four turns on the handle.

"How do I use a bicycle?" I hear you say. "Easily" I reply. Grab your bike from the scrap

heap and check the sprockets and the chain. If they are OK, you're in business. Remove the rear sprocket from the rear wheel and cut the frame of the bike about half way up above the pedal unit, to form the mounting bracket as in Fig.4. The small sprocket is welded to the bottom of the mast, directly outside the shack wall.

Drill two holes through the wall to carry the chain of the bicycle from the outside sprocket, to the cut-down frame of the bike on the inside of the wall. The gearing may prove to be difficult, but the normal ratio found on the average bike should suffice. The main difficulty will be the turning circle of the inner, large sprocket, fitted to the inner wall.

This problem has been overcome by 'nature'. The limited turning circle of the

'pedal' when the frame is bolted to the wall has ensured that the mast will turn about 400 degrees. This is somewhat over the normal 360 degrees, but is rather good if you are into working DX, especially if it happens to be just past the aerial stop at full turn! Experience will show that it can be turned at quite a rate too.

Fitting the mast to the brackets isn't critical either, it can be bolted to either the face or the side of the brackets. For those with a flat roof, the face fitting will be great. For those with normal size houses, the side fitting will be required.

Glenn is presently using a vertical 2m aerial, a 5 element 70cm beam with this system. It has all withstood the ravages of nature over the years, including two hurricanes. If you're worried

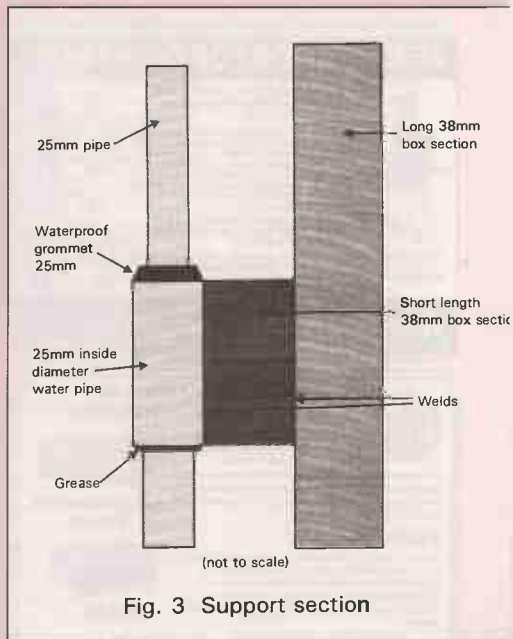


Fig. 3 Support section

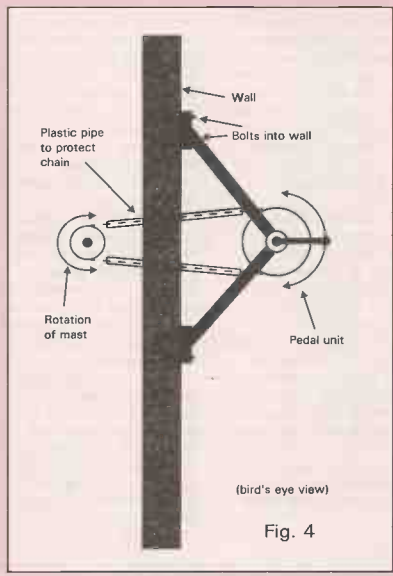


Fig. 4

about stability, guy wires can be added at any point where the welds are made on the box section, just by welding a loop or two to the frame.

This system is not the only answer to building a mast, but it may be a good guide to what you may achieve using similar equipment from a scrapyard. Happy building!  
If you have any queries regarding this project, please

address them to the author, Dick Pascoe G0BPS, Seaview House, Crete Road East, Folkestone, Kent CT18 7EG, enclosing an SAE if a reply is required, or via packet to GB7RMS, or email to: dick@kanga.demon.co.uk  
Any reported updates will be available for at least the next 12 months on the Ham Radio Today 24hr info line. 01703 263429

Parts list;

- 1 x 6m (20ft) section of 38mm (1.5") box section iron
- 1 x 3m (10ft) section of above for brackets
- 3 x 4m (13ft) of 25mm galvanised conduit
- 1 x 4m (13ft) of 20mm galvanised conduit
- 1 x 79cm (2ft 6") of 25mm (1") inside diameter steel water pipe
- 1 x 60cm (2ft) of 25mm x 25mm metal box section
- 1 x old bicycle
- 4 x 50mm x 6mm (2" x 1/4") steel bolts
- 2 x 100mm x 12mm (4" x 1/2") steel bolts
- 6 x rawbolts
- 4 x 25mm (1") rubber grommets

Note; these dimensions are intended only as a guide, adjust to suit your own situation (see text)

**AERIAL ROTOR FOR ONLY £49.95!**

**AR300XL Aerial Rotor, Control Unit and Optional Alignment Bearing**

**NEW 1996 CATALOGUE**

Send £1 for our latest glossy 24 page catalogue, which you will receive back by return of post

Rotor unit type AR300XL and control console. Continuous indication of beam heading. Clamps to 2in (52mm) max. mast and takes 1 7/8in (38mm) max. stub, mast 'Offset' type mounting. Vertical load carrying 45kg. Special offer £49.95 plus £4.95 p&p.

AR1201 Alignment (support) bearing. Allows greater/higher head loads. Fitted above rotor £18.95.

Plus full range of Revco Discones, air/marine antennas, rotators, \* Multi-standard TVs & VCRs \* Satellite Equipment \* Signal Strength Meters \* TV DXing Equipment \* Masthead Amplifiers \* Filters \* Accessories

11 Kent Road Parkstone, Poole, Dorset BH12 2EH. Tel: 01202 739332 Fax: 01202 716951

**RA**

26 Clarendon Court • Winwick Quay Warrington • WA2-8QP Tel (01925) 573118

For years the Microreader has been one of the most successful and widely used decoders in Britain. With the Microreader you don't need computers, monitors or any special equipment simply plug into your speaker socket and turn on. Please call or write for more information as space limits a full description.

**SYNOPTIC DECODER**

The easy way to translate the five figure code groups from meteo weather stations around the world into plain English. Messages can be displayed on home PC, dumb terminal or printed using a serial printer. Write or ring today for more information with example print-outs.

Computer Terminal Program £10.00 Upgrade old MkII Microreader £20.00 ALL PRODUCTS GUARANTEED FOR 2 YEARS & PRICE INC. VAT & DEL P&P UPGRADES £20.00 TERMINAL PROG £10.00

**MkII (V4.2) MICROREADER £199.50**

**£99.50**

**TO ADVERTISE IN HAM RADIO TODAY, CALL OUR ADVERTISING DET. ON 01442 66551**

**HATELY ANTENNA TECHNOLOGY GM3HAT**

1 Kenfield Place, ABERDEEN AB1 7UW, Tel & Fax 01224 316004


The CROSSED FIELD ANTENNA uses an entirely new technique for transmitting radio. We are the world leaders in this advance and have recently been granted patents in the UK, USA, Australia, France and Germany, particularly emphasising the new device's COMPACT SIZE, BROAD BANDWIDTH, HIGH EFFICIENCY and SAFETY. The process follows the classical Poynting Vector approach, in which the RF Wave is considered as synchronised, but geometrically crossed, Electric and Magnetic fields travelling outwards at the velocity of light. At HAT we achieve success by taking the transmitter power and splitting it into two halves, separately advance and delay energies and then use them to stimulate the required ELECTROMAGNETIC wave by means of separate, but physically compact, electrodes or wires.

CFL 0.5 The crossed field loop only 66 cm in diameter. Zin 50 ohm on NINE BANDS £250 inc. BMDR 1 or BMDR 2 The electromagnetic delay-line radiators. Also Zin 50 ohm £189 or £199 inc. Intended for laying on the roof tiles of a house, or taping to the balcony of a high flat.

Phone or Fax for technical leaflets on these or any other of our famous antennas.  
Proprietor: Maurice C Hatley, M Sc, FIEE, Chartered Electrical Engineer

# Random Morse Text Generator Expansion Board

Terry Grice G4PSL describes a memory expansion board for the RMTG project featured in the September and October '91 issues of Ham Radio Today



The Random Morse Text Generator project published in the September and October 1991 editions of Ham Radio Today will sequentially generate one of 256 Morse words at random. This includes amateur abbreviations and common text. An add-on speed meter circuit was provided in the June 1993 edition of HRT (If you missed these articles photocopies are normally available from the Nexus Photocopy Service, see the rear of the magazine for

ordering details - Ed). The expansion board shown here allows the memory capacity to be doubled providing a total of 512 Morse words.

## Circuit Description

The expansion board circuit diagram is given in Fig.1. The original EPROM is relocated to the expansion board but retains its original IC3 designation and is referred to as M1. The additional EPROM, IC7, stores a further

256 Morse words and is labelled M2. The vacated 28-way IC socket on the motherboard accepts the 28-way header, CON1 (connector 1), and a length of 28-way ribbon cable provides a pin-to-pin link with a second header CON2 (connector 2) situated on the expansion board. This arrangement connects the 5V DC supply and the address and data bus to the expansion board.

The addressing and subsequent production of a Morse word remains unchanged to that of the original design. The CE (chip enable) and OE (output enable) lines must be controlled to facilitate memory selection. To select a particular memory i.e. the M1 or M2 EPROM both lines must be held at 0V. IC8, a quad two i/p NAND gate configured as four separate inverters achieves this. SW4, Memory Select, is a PCB mounted jumper-link connection and with this

placed in the M1 position the following events occur.

Pins 1 and 2 of IC8a are held firmly at +V (Vdd) producing a 0V (Vss) o/p level on pin 3. This holds the CE, pin 20, of IC3 at 0V along with i/p pins 12 and 13 of IC8c and i/p pins 8 and 9 of IC8d. The o/p, pin 11 of IC8c is at +V and keeps the OE, pin 22, of IC7 at this level. The o/p, pin 10, of IC8d is also at +V and holds the CE, pin 20 of IC7 at the same potential. EPROM M2 is therefore deselected. The i/p pins 5 and 6 of IC8b sit at +V and the o/p, pin 4, takes the OE, pin 22, of IC3 to 0V thus selecting this IC, M1. Placing the jumper-link in position M2 of SW4 will cause R10 to hold i/p pins 1 and 2 of IC8a at 0V. This reverses the polarities generated for the M1 option and selects M2.

The Comb1 and Comb2 settings for SW4 monitor the voltage levels on the respective address bus lines A13 AND A14. Using either option allows Morse words from M1 and M2 to be intermixed, in a variety of permutations. SW1, Memory Select, on the original circuit should be set to the Mix position when using the

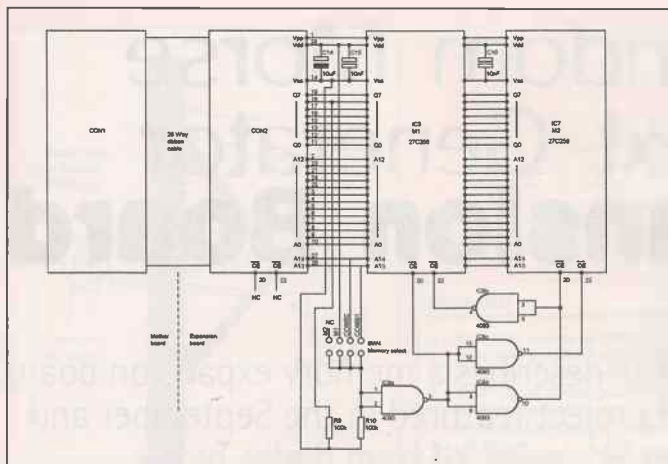


Fig. 1 Circuit diagram

Comb options.

Capacitor C14 provides power supply line smoothing. C15 and C16 are transient decoupling capacitors.

Construction

With regard to PCB assembly, the procedures and guidelines given in the original design construction notes should be followed. IC holders are recommended for reception of all three ICs and CON2. Drill the three large PCB fixing hole pads 4mm diameter.

The interconnecting cable is assembled as shown in Fig. 6a. The ribbon cable should be cut to length at 115mm, sharp scissors being ideal. The headers used for CON1 and CON2 are of the IDC (insulation displacement connector) type. Connection is made by lying the ribbon cable over the pins of the header base and fixing the top cap in place. It is now necessary to compress the assembly to cause the insulation of each wire to be ruptured and provide a connection to the header pin. A compression tool can be manufactured by using some scrap material such as metal strip of 5mm or greater

thickness and drilling 28 holes to accommodate the header base. A 1.5mm drill will ensure a close but not too tight fit for the header pins. A small piece of Veroboard may be used as a jig to spot the holes. Insert the ribbon cable checking for good alignment.

Attach the top cap using finger pressure, and with a second piece of scrap material of similar

dimensions to the first, compress the whole connector in a vice. This is best done with the vice clamps removed. The wires can be soldered to the individual header pins but the end result is not as neat. When both headers are attached, test the continuity of each wire with an ohmmeter for a pin-to-pin connection between connectors, and ensure that there are no shorts between pins. Form the cable as shown in Fig. 6b.

The extension board sits above the motherboard and may be installed as follows. Insert a 10mm high plastic self-adhesive spacer into all three PCB fixing holes but do not remove the adhesive backing. Situate the PCB

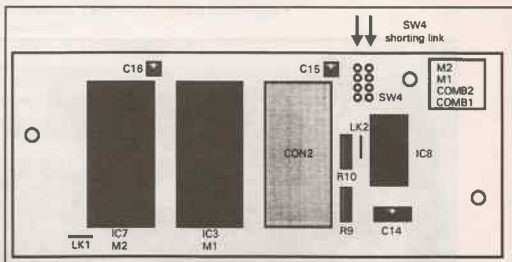



Fig. 2 Components Layout





BLOCK SELECT	COMB1	BLOCK SELECT	COMB2
1	M2 : BLOCK 1 AND 3	1	M2 : BLOCK 1 AND 2
3		2	
2	M1 : BLOCK 2 AND 4	3	M1 : BLOCK 3 AND 4
4		4	
MIX	M1 : BLOCK 2 AND 4 M2 : BLOCK 1 AND 3	MIX	M2 : BLOCK 1 AND 2 M1 : BLOCK 3 AND 4

SET MEMORY SELECT SWITCH SW1 TO MIX WHEN USING COMB OPTIONS

Fig.4 Block Permutations table

over the motherboard with SW4 towards the front of the case and note the required shape to which each spacer base must be adjusted. Remove the spacers from the board and trim to size using sturdy cutters. Replace the

The adhesive backing may now be removed from the spacers and the board carefully fixed in situ. Bring the ribbon cable over the top of the extension board and insert CON2 into its 28-way IC holder.

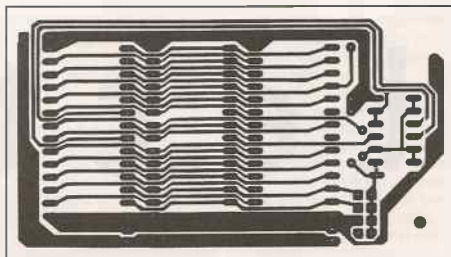


Fig.3 PCB pattern (shown full size)

to 256 Morse words stored in memory 1 in accordance with the block select switch setting.

setting. This ensures that full intermixing of selected blocks occurs. Some switch settings


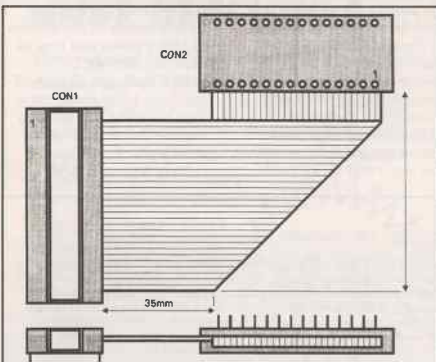


Fig.6a Cable detail

spacers and resite the board to test for a good fit. Plug CON1 into the empty 28-way IC holder on the motherboard. This should be oriented so that the ribbon cable comes away from the holder towards the rear of the board.

Fig.6b Cable form



## Operation

With the SW4 Memory Select jumper-link set to the M1, the unit will randomly select and generate one of up

this being the format of the original design. By selecting M2, memory 2 only is accessed. The Comb1 and Comb2 options both offer intermixing of blocks of Morse words between both memories. When using either Comb setting set the Memory Select switch, SW1, to the Mix



offer the same combination and this has been left to avoid unnecessarily complicated switching arrangements. Six different permutations are available as detailed in fig.4. This table may be pasted to the inside of the case lid for easy reference.

All queries regarding this project must be addressed to the author enclosing an SAE if a reply is required. Write to; Terry Grice G4PSL, 11 Durham Street, Wallsend, Tyne and Wear NE28 7RZ.

If there are any reported updates to this article, the details will be available for the next 12 months on the Ham Radio Today voicebank information line, Tel. 01703 263429

## Components List

- R9, R10 100k 0.25W 5%
- C14 10µF 16V min radial
- C15, C16 10nF Ceramic
- IC7 M27C256B CMOS EPROM
- IC8 CD4093BE
- 1m x 30-way ribbon cable (reduce to 28-way)
- 2 x 28-way header
- 1 x jumper-link
- 1 x 0.1 inch pin strip
- 1 x 14 pin IC holder
- 2 x 28 pin IC holder
- 3 x PCB pillar

# Letters

## Letter of the month

Dear HRT,

I'm sure by now you have received more letters regarding the possible abolition of the Morse test than you have room to print in the forthcoming issues of HRT. I am sure also that this subject will continue to generate a substantial debate up to and beyond the point at which the final decision is made. However I feel that to some extent at least we are missing the point, while the opposing factions align themselves at either end of the spectrum we fail to realise that what we are actually debating is the form that our hobby, amateur radio, is going to take in the 21st century. It is worth drawing some conclusions from the Novice licensees as regards the way forward.

The Novices, although I think the term is inappropriate since the few I have spoken to have behaved impeccably on air and have a good knowledge of the technical aspects of radio. These people, who represent the new blood, are often younger than the average amateur. They are children of the digital age and it is apparent that very few of them have taken up the A licence,

not I suspect because they cannot learn Morse, or that lack the dedication to our hobby, but simply because they don't want to, seeing it as outmoded in today's technological arena. If we are to continue to hold the interest of these people and others yet to be licensed into the 21st century, we must remove this outdated obstacle to the HF bands.

Predictably, as a B class licensee, I would welcome the abolition of the Morse test. However, I recognise the concern expressed by A class licensees. I have discussed the test with people of both classes and although most agree that the test is outmoded it is widely accepted that it provides a form of 'filter' (something not dissimilar to a low pass filter I suspect!). Many A class licensees fear that the HF bands will become overrun if the Morse test is removed as a barrier. Personally I doubt this to be true, I have often read in the past about congestion on 2 metres, for example, yet my personal experience is that the repeaters and simplex channels remain idle for significant periods of the day, and I suspect that the same is true of the HF bands until it's contest

day. However if the concern is overcrowding, the obvious way to avoid it is to reduce permissible power levels.

In some respects I believe that A class licensees think that the B classes want something for nothing. Perhaps then we could be taken more seriously if we were prepared to give up some of our privileges in return for access to the HF bands. We would be more readily accepted, since under these circumstances the A class licensees would still have some privileges over and above the B class.

The present situation is that upon passing the RAE I can operate up to 400W on most amateur bands above 30MHz, sufficient on the higher frequencies with a high gain dish to microwave next door's cat should I be so inclined, and yet I cannot emit a milliwatt below 30MHz. This is somewhat akin to passing one's driving test and being told you can drive a Ferrari around town but can't drive a 2CV on a motorway until you can explain the operation of a carburettor. We could relinquish our high power privileges and limit our selves to, say, 100W on all bands

including HF, whilst those who specifically want high power above 30MHz for EME or other activities could easily be granted a variation under an R&D exemption. A class licensees would of course retain their full power privileges on HF and above. Lower power means less interference to each other, less TVI and more people in the same space. I have not chosen 100W for any technical reason other than it seems to be a level easily obtainable from today's commercial equipment.

In future, were this recommendation to be adopted, progression from B to A class would require proof of operation on HF without interference over a stipulated time period, say 1 year, and some other form of examination which could be oral, or require a presentation to show that the prospective A class licensee has a good understanding of the dangers of higher power and how to avoid interference.


Well that's got all that off my chest, I thoroughly enjoy your magazine and can only implore you to keep up the good work.

Andy Jenner, G7KNA

### E10 for letter of the month

Do you have something constructive to say on the state of Amateur Radio today? Perhaps you'd like to put your viewpoint to the readers, get some discussion going, or give an answer to one of the issues raised? We'll say E10 for the best letter we publish each month (normally paid during the month following publication). So write in with your views, to: Letters Column, Ham Radio Today, Nexus, Nexus House, Boundary Way, Hemel Hempstead, Herts HP2 7ST, or fax your letter direct to the Editor's desk on 01703 263429 (fax letters for publication only; for general readers queries please see the 'Readers queries' section in the 'Who's Who and What's What' in HRT section at the rear of this issue), or Email to [chris@radshack.demon.co.uk](mailto:chris@radshack.demon.co.uk). Please keep your letters short, we reserve the right to shorten them if needed for publication. Letters must be original and not have been sent to any other magazines, and must include names and addresses plus daytime if held. Reader's views published here may not necessarily be those of the magazine.

# 'TONE' BURST's GULF NIGHTMARE. DOWN BY GREEN, P&S



Dear HRT,

Once more into the breach, on the Morse question and incentive exams for extended privileges. First let me say, there is a type of class system in the above, but no more than between, A and B class, G3's G4's and G0's. Simply because man will always try to elevate himself. As one tramp said to another, "My side of the park is much better than yours".

Having started my involvement in Ham Radio in the incentive system of the USA, I am all for it, the more you study, the more you pass, a bigger slice of the bands you get. There would be nothing wrong in the present RAE allowing certain privileges on HF, then another exam to gain full use of the bands.

Whilst I enjoy Morse, I am a thinker and cannot still my mind long enough to follow anything above a certain speed, even my wife talking. I am sure that these guys with a BSc. in electronic engineering know what I am talking about. The Morse code doesn't make you a better operator, I know people who are natural at the code and could not pass the RAE.

Finally, on what authority do we now maintain Morse code, is it by order of the ITU, if not, is it international law? If not then do we only keep it to satisfy the "I did it, so must you" crowd.

Dennis Barber G0UFS/KB8GCF

## Communicators or amateurs?

Dear HRT,

I have been following the correspondence in HRT regarding the state of Amateur Radio, and the letter from Ray Howes G4QWY (Dec 95) has prompted me to pick up my pen. Ray says that it is the 'communicators' that have kept our hobby from 'slipping into irrelevance'. Sure, without the black box operators there would be only a fraction of the amateurs on the air today, but let us not confuse quantity with quality - would the fact that there would be, say, only 10,000 of us be such a bad thing in itself?

Traditionally, the Armed Forces have chosen, in times of war, to take their radio engineers from the ranks of the Radio Amateurs, as they know (or used to) that these people

would be at least technically competent. Could they do this today, when nine out of ten amateurs not only know nothing of the workings of their oriental wonder boxes, but openly admit that they have no intention of finding out?

In the eleven years of my licence, I have found it almost impossible to have a satisfying technical chinwag with ninety percent of the people I meet on the air. Conversation seems to be limited to QTH, model number of black box, quick moan about the weather and good/bye. What good does either of us get from that? The 'communicators' might have kept the Japanese in work for the last thirty years, but have they brought anything useful to the hobby?

Regards,  
Andrew Howlett, G1HBE

## One exam is enough

Dear HRT,

I would like to put my point of view regarding the Morse Test for the 'A' licence. Passing the RAE is to give proof that you are competent in the running of an Amateur Radio station. The Morse test has no significant bearing on your ability to run your station. It is comparable with a car driver who has just passed his driving test and is told that he is not

allowed to drive on the road until he has swum the Channel or something just as daft. I do not hold any licenses in radio at the present time, but I am taking night classes for an 'A' licence. I am 65 years of age and one examination is quite hard enough. The pleasure that it would give me in speaking to others throughout the world is immense, so why make it so hard to make the world a better place through friendship.

Yours respectfully,  
Brian A. C. Moran.

## Does money maketh an amateur?

Dear HRT,

No doubt this is one of thousands of responses to the arrant nonsense promulgated in G. P Hamblin G4VBB's letter of February '96, here is my contribution to the debate.

Mr Hamblin seeks to convince us that the amount spent on the hobby should be the sole measure of 'commitment'. I disagree, believing that commitment be viewed as some function of efforts to promote amateur radio, maintain access to the airwaves, encourage new participants in the hobby and use the airwaves.

If you can afford a bucket of money, bully for you, most of us can't. Under Mr Hamblin's scheme of things only the wealthy would enjoy access to the hobby. In my

own case with three licensees in a family of three living on state benefits, there would be three less Hams on the air. Great way to reduce the QRM isn't it? Perhaps this is what he wants to achieve? What I struggle with is why any licensed Amateur would advocate a measure calculated to decimate the ranks of the Amateur population. When we all drop out of the system the bands will be free, in fact so free they could be sold off to the highest commercial bidder. Great for government strategy, not so great for the rest of us.

If you really think the government needs more ideas to raise tax, why not suggest the MOD install meters in surplus gas masks and oblige us to wear them at all times? We can then be charged for using and polluting the government's air!

Yours sincerely,  
William F. A. Steele, G7VDL

more letters  
next month

# From my notebook

Geoff Arnold G3GSR with some rally bargain-hunting advice on aerial selector and rejector units

I find that going round amateur radio shows and mobile rallies can be rewarding and frustrating in more or less equal measures. If you are interested in computing hardware and software, then there's a fair chance you will find what you are looking for, as that's the direction that most shows seem to be heading.

The organisers of one show, twisting the arm of a reluctant radio trader recently, protested that it was totally untrue to say that their event was likely to be 80 percent computing and just 20 percent radio. He was finally persuaded to attend, and had to admit they were quite right - it was more like 95 percent computing!

That said, not all the shows are that bad, and there are still some interesting bits and pieces of radio equipment to be found at some of them. Where those items are manufacturer's surplus or redundant professional equipment, it is not always obvious what the units are, what they do, and whether they are of any real use to radio hobbyists in general and licensed amateurs in particular.

One type which I'm often asked about, usually by people who know of my marine radio background, are ex-shipboard rejector and preselector units, intended to be fitted into the aerial feed to a receiver. These were produced by firms such as International Marine Radio (IMR - part of the ITT group), Marconi Marine and Racal, and used on both merchant and naval ships. Their basic purpose was to allow reception of signals in the vicinity of powerful

transmitters, usually in the medium and high frequency bands (300kHz - 3MHz and 3 - 30MHz).

## Rejectors

Rather in the same way that amateur VHF and UHF repeaters use different frequencies for transmission and reception, so too do marine radiotelephone services. Repeaters operate in what is known as 'two-frequency simplex' mode, but radiotelephone calls are normally handled in duplex mode - in other words providing simultaneous transmission and reception, so allowing a normal exchange of speech, without the need to say 'over' at the end of each transmission.

To do that successfully requires that the minimum possible amount of the ship's own transmitted signal must appear at the aerial input of its receiver. With transmitting and receiving aerials which may be spaced by as little as 10 metres on a small ship, and the transmitters and receivers themselves both placed within arm's reach of the operator, that's quite a problem, and this is where the rejector unit comes in. It notches out as much as possible of the transmitter energy, allowing the receiver to operate (hopefully) without blocking, cross-modulation, or even damage to the front-end tuned circuits.

In the MF/R/T band, certain frequencies are assigned to ship transmitters for making telephone calls, and the coast station transmitters have other assigned frequencies, with a typical separation of around 700kHz between the two. The MF frequencies are not 'paired', as such, as each coast station within an area will be assigned different transmitting frequencies, obviously necessary to avoid mutual interference. Ship frequencies vary according to allocation, nationality, etc. The choice of a particular duo of frequencies is by mutual agreement between the ship and coast station operators.

In each of the HF bands allocated to marine use, at 4, 8, 12, 16 and 22MHz, specific sub-bands are allocated to telephony, one at the bottom end of each band for the ship transmitters and another at the top end for the coast station transmitters. These sub-bands are strictly channelised, and specific pairs of frequencies are used at all times. The separation between transmit and receive frequencies on board the ship varies from band to band, but on 8MHz for example it is around 700kHz.

Rejector units for HF are passband tuned on each band. A typical example, the Marconi Marine 2361 series, has a single 'L'-section filter network for each of the lower bands, selected by means of a

switch. Depending on the particular model, this switch may be manually controlled, or it may be turned by a Ledex stepping-motor, controlled by the bandswitch of the associated transmitter. The stepping motor will usually be of 24-volt rating, designed to work from the radio room emergency DC supply, not very suitable for the average amateur shack. However, in the 2361, it is a simple job to remove the Ledex and replace it with a shaft coupling and extension plus a knob, to take mechanical control to the outside world. The necessary hole for the shaft is already punched in the case, and covered with a blanking plate. (Other models may not be so easy to modify, so you would need to check them out.)

Each 'L' filter-section comprises a series-tuned circuit (an 'acceptor circuit') connected across the signal path, and a parallel-tuned circuit (a 'rejector circuit') connected in series with the signal path. On the higher bands, where the difference between transmit and receive frequencies is a smaller percentage of the operating frequency and it is therefore harder to achieve good rejection, two 'L'-sections are used in cascade.

Exactly how much rejection is required in order to achieve a satisfactory duplex call obviously depends largely on transmitter power and aerial separation - incidentally, the

problem does not arise at the coast station end, where transmitting and receiving aerial sites will be located some miles apart. In my seagoing days I found that when using a 10W transmitter, duplex could be worked without any rejector at all. What the RF voltage might have been at the receiver input I do not know, as I had no means of measuring it. On larger ships, having transmitters running to 400W or a kilowatt, things were rather different, and installation designers tried to site the receiving aerials as remotely as possible, feeding the signal back to the radio office via double-screened coaxial cables, usually enclosed in steel conduit for good measure.

The safe limit for shipboard receiver front ends was usually reckoned to be around 30 volts of RF. Above that, wax coating on coils would begin to drip, the solder on safety resistors would soften and the resistors drop off, or contacts in protection relays would weld themselves together. Altogether not very healthy!

Except as a source of RF coils, rejectors are not terribly useful to the hobbyist, as most models are spot tuned to the working frequencies or bands used by ships for making radiotelephone calls. It would be possible to retune the filter circuits to a certain extent, but whether it would be possible to get them onto a frequency of use to the hobbyist is impossible to say. Adjustment is generally by means of dust-iron cores. I know of only one marine rejector in which the notch was continuously tuneable over a range of about 1.6 to 3.5MHz.

## Preselectors

As you will have gathered, rejectors can protect a receiver from a single adjacent transmitter, which is all very well for small merchant ships. However, for

naval vessels or large passenger ships with multiple transmitters, you need to be able to reject several transmitters operating on different frequencies at the same time. You could do this by means of an array of series-connected rejectors at the input of each receiver, but each one would introduce some attenuation at the received frequency too, which is not helpful.

Instead, the opposite approach is adopted, with a preselector or acceptor unit, which attenuates everything except the signal you tune it to. One example, produced by Raca!, is their MA.197 HF Receiver Preselector and Protection Unit. This was widely used on naval vessels, but quite a number have appeared on the surplus market in recent years.

The MA.197 has a rather poor reputation among radio amateurs and short-wave listeners who have tried them, generally considering it to be merely an extremely efficient attenuator. Discussing the problem with several hobbyist users over the years, I find that generally they are not aware of what it is intended to do, and just how sharp its selectivity is.

Over its tuning range of 2 and 24MHz, the MA.197 will provide 85 to 100dB attenuation of signals just 5 percent off-tune. The 'nose' bandwidth is not given in the unit's specifications, but obviously some fairly careful tuning is required if you are not to unfairly condemn the unit as 'dead'. It uses three double-tuned circuits coupled by cascade amplifiers, giving a nominal overall gain of 6dB. It will protect receivers against RF up to 40V EMF.

Incidentally, the input and output impedances of the MA.197 are 75 ohms rather than the usual present-day standard of 50 ohms. An alternative input of 92 ohms is provided for use with common aerial distribution systems.

In general, preselectors are useful add-ons for any HF

receiving station, but make sure that the unit actually tunes to the frequencies you are interested in. The MA.197, for example, has range-switch positions for 1.5 - 2 and 24 - 30MHz, but operates 'straight-through' on those bands, providing no preselection.

## The Odd-balls

Occasionally you will come across rejector or preselector units designed to do particular jobs which are of no use whatever for anything else, other than as a source of components.

One example would be a little filter unit which I was responsible for developing some 25 years back, intended for use on Trinity House light-vessels. These carried a radio-beacon operating around 300kHz, which totally wiped out communications on the on-board R/T set operating in the 2 - 3MHz band each time it transmitted. The prototype filter did its job well enough when tested on a light-vessel in Harwich, but I don't know if any more were made and installed, as I made the move from industry to journalism very shortly afterwards.

Other filters might be of naval origin, used to connect a number of HF transmitters simultaneously to a single broad-band aerial. Each filter would have a band-pass characteristic, tuned to block energy from the other transmitters feeding back into the tank circuits of its associated transmitter, but at the same time allowing energy from that transmitter to pass to the aerial.

## Siting is important

Any receiving rejector or preselector needs to be sited as close as possible to the receiver aerial input, and connected to it by the shortest possible length of coaxial cable. After all, there

is no point in getting rid of all the unwanted signals in one unit, only to let them sneak back in by stray pickup on the lead to the next one!

Exactly how short you can make that lead depends on the design of each of the units. When the Marconi Marine 2361 rejector I spoke of earlier is secured to the fixings provided in the side of the same company's 'Atalanta' receiver, the link is only about 50mm long. A good example of efficient, thoughtful design.

Another vital thing is to efficiently earth the metal casework of any rejector or preselector, to ensure good screening of the tuned circuits.

## Receiver protection units

Incidentally, do not confuse acceptors and rejectors with little boxes of marine or military origin which you may come across called 'receiver protection units' or some such. These contain one or more high-speed relays which disconnect the aerial from the receiver to prevent damage when an associated transmitter is radiating. They may either be controlled by a Morse key or telephone handset pressel switch (operating in simplex mode), or else incorporate a germanium bridge rectifier circuit which operates a relay when the RF from the aerial exceeds a given level.

## In Conclusion

If you have any ideas on topics that I might tackle in future Notebooks, I'd like to hear from you. Your suggestions, please, to Geoff Arnold, either via the Editor by letter, fax or email, or direct to me at 9 Wetherby Close, Broadstone, Dorset BH18 8JB. Alternatively come and have a chat with me on the Radio Bygones stand at a radio rally.

# QRP corner

Peter, PE1MHO called in to see me recently, and during a long chat about construction techniques he offered me a good idea which he suggested I share. When building units, most of us tend to build the PCB, and then fix it to the box or case by using a bolt at each corner. The bolt heads are then seen at the base of the box. Some, including myself have always marked out the place for the holes and then put the bolt in and clamped the bolt in place with one nut. The PCB is then placed and a second nut clamped tight to keep the PCB in place.

Peter's idea was to use a piece of perspex. Drill the holes in the perspex to match the PCB. The holes should then be countersunk to ensure that the bolt heads are within the surface line of the perspex. A nut is fitted on the other side and then the PCB as above. We now have a PCB bolted to a piece of perspex which may now be fitted into the box by using some silicone glue. The "bottom line" is that the box will remain clear without the bolt heads showing on the bottom.


I wrote some time ago about grinding crystals. I know that some amateurs regularly do this to change the frequency of the crystal. It appears that when grinding, the frequency can only go up. There are other difficulties too. The modern microprocessor crystals and the newer sealed crystals have gold plating and will be destroyed when they are opened to be got at.

I am told that other problems include chirp, the crystal dying, drift and even

spurs. My informant tells me "I'm not saying you shouldn't do it, just be careful". I will attempt to get some information from a grinder and report back with more information later.

Having ground your crystals to the exact frequency you need some form of mount. Of course there are commercial crystal sockets available, but there is also a cheap alternative. If you look at a standard IC socket you will find that the spacing of the holes is just 1/10th of an inch. Check the pins on a standard HC25 crystal and it will be seen that they are 3/10th of an inch apart.

If you now cut the IC socket so that you have only the three holes left, you can cut out the middle leg and solder this to the board. You're left with a simple, cheap crystal socket that will let you change crystals easily and quickly.



## Dick Pascoe GOBPS with details of an interference reducer for QRPers

### QRP Plus

The QRP Plus was designed as a superb CW QRP man's transceiver. It succeeded, and it's been a huge success throughout the world. Ten Tec tried with the Scout 555 and the Argo 556, but in my opinion didn't quite make it. The QRP Plus did.

I have been told that it became so popular that the manufacturers, Index Labs had decided to produce a better, modified version. Apparently a newsletter appeared recently showing the following information, the figures in brackets are those of the older version of this rig; "3rd order Intercept at 20kHz + 16dBm (+5), minimum discernible signal -126dBm (-132dBm), sensitivity for 10dB S+N/N 0.24µV @ 2400HzBW (0.45µV)".

"The new QRP Plus has a dynamic range of 100dB, the new AGC will not overload with

the onset of strong signals", also "RF speech processing has been added for significantly higher effective power on SSB". I hear also that a VOGAD circuit has been added to automatically adjust mic gain, and the CW QSK recovery time has been shortened to 15mS. Many improvements have been made to the keyer circuits / software too.

I was very disappointed not to be able to test one of these in the early days of their time in the UK, they were very sought after though and I can understand that it was better to supply the buyer rather than me! Perhaps I will be able to get one of these new ones in my sticky little hands soon. I shall report on the results as and when they arrive.

### QRN

Like many amateurs, I get a lot of noise on my HF rig from power lines near the house. In my case I'm surrounded on three sides by these lines to and from the neighbours. I have tried the SEM QRM eliminator, but like many homebrewers it is better to try your own at some time or another. I recently saw the circuit shown here, and it quite appealed to me. I haven't tried it yet, but hope to do so when the weather improves and the temperature in my shack gets above freezing!

The circuit looks as if it would be ideal for a receiver only and single band too. I'm told that it cancels electrical

noise of 15dB over S9. The number of turns wound on the PVC pipe is adjusted for maximum noise in the receiver with the capacitors set at mid range. The wires should be close coupled on the pipe and insulated of course.

Play with the capacitors until a null in the noise is apparent. This will be very sharp, so spend a little time trying to find it. As I was told, the noise from the small aerial is 180 degrees out of phase with the noise from the main aerial and thus cancels it out. Since the noise aerial is small it will not affect the signal as much. It is also a passive circuit so should not effect the signal strength at all. Give it a try, I shall as soon as my heaters take effect.

### Warm rain

It must be summer, the rain is warm! Of course as you read this it will be sunny, approaching summer with that time to get new aerial systems up and running. But one part that we all seem to gloss over

is the earth system. Although I plan on getting a full size loop on top band up during the summer, I also plan on improving my earth system. Many amateurs just rely on the house earth or a single rod into the ground. One of the best QRP DXers I know is Chris G4BUE, he seems to spend more time on his earth mat than any other part of the system.

I have seen his in the bottom of the garden. He has a criss-cross mat of wire under the mast and his 40m verticals. He must have miles of wire each painstakingly connected to each other as they pass.

One way to start this is to measure out the area you require and drive into to ground a series of small stakes around the perimeter. These should be as close together as you can make it, but remember the closer they get the more wire you will need.

Start at one stake and run your wire over the ground to the opposite side and back again. This time to the stake next to the original. Continue

until you have a ladder-like mat over the area. Now is the time to start over again, but this time going in the opposite direction, giving this criss-cross pattern.

You may wonder how it will look, and how the 'other half' will accept it. Believe me, if it is trodden down well into the grass it will vanish in a week or so as the worms shed their casts and the grass grows.

For those who have the spare cash, then alloy or copper sheeting will be easier to use, but will not last so long. If you have access to a metal scrap yard, try to get hold of scrap copper cylinders, several of these electrically connected and buried in the garden will be of benefit. They should be beaten flat of course, (I know of one amateur that buried a Mini to get a good ground!)

I'm currently packing my bits and pieces for my trip to Dayton Ohio as usual. I will be there again with George G3RJV. This year the QRP ARCI have arranged a special

treat for all QRPers attending the Hamfest. We have a hospitality suite in the hotel and this year they have arranged a complete day of talks, symposiums and interactive events on QRP. Many of the 'big names' will be giving talks including George. It would appear that this will be a great day for all those involved in the hobby. I will report back in detail later. The Friday Banquet is also a must and great fun too.

Finally a reminder; Don't forget international QRP day on the 17th June. I hope to see you on the bands with my latest acquisition, an HW9 with WARC and narrow filter, and of course the VHF QRP contest where I will again have a bunch of mad Dutchmen and Germans here wrecking the shack (we are all members of the select Dragonslayers QRP group).

That's it for this month, news and views to me via the Editor, via packet to GB7RMS, direct to Seaview, Crete Road East, Folkestone, or Email; Dick@kanga.demon.co.uk

## ARE YOU MISSING OUT EVERY MONTH?

## Ham Radio TODAY

Are you having trouble getting a copy of your favourite Ham Radio Today Magazine every month? Are you missing out on the great news, views and features that we pack into these pages? Are you losing the race to grab the new issues? Do you want to help yourself or a friend keep in touch? If the answer to any of those questions is yes, then simply fill in your name and address on the coupon and hand it to your local newsagent and they will order or save a copy just for you!

Dear Newsagent,

Please deliver/save me a copy of Ham Radio Today Magazine every month.

Name;

Address;

Ham Radio Today is available from: Comag Magazine Marketing, Tavistock Road, West Drayton, Middlesex UB7 7QE, Tel. 01895 444055, Fax. 01895 433602

ISSN No. 0269-8269

# VHF / UHF message

## Geoff Brown GJ4ICD goes rally-hunting for VHF components

Late June sees a very special VHF expedition. This will be to Sable Island off the coast of Canada and will be a new country for *all* Europeans on 50MHz. Here is the news so far, **direct from Ken, WA8JOC;**

**Everything** is still a 'go' for the **upcoming** June CY0AA DXpedition. Ken says "We are 95% there". The group have obtained the licence and landing permission, but still need help in funding (about \$5000-6000). Besides Ken, other operators include VE9AA and W90EH. The team will install a 6 metre beacon on the island and concentrate on 30-6 metres, but they will have wire aerials for 40, 80 Mike VE9AA, who will be active as CY0AA in June

and 160 metres. Japanese amateurs have so far donated \$1000 to help offset the costs of the expedition.

Other rare countries that will be active on 50MHz next month include JX, HZ, OD5, 4K6 and D44, good luck to you all.

### 1996 VHF Convention

The RSGB VHF convention took place once again at Sandown Park, Esher, Surrey on the 18th February. One major change was that the lecture programs were moved to an earlier time slot, by doing this it was hoped that the later lectures would be



'Pointed to UK', split 18.09 1995, Renny 9A3FT

better attended. As usual the weather was cold and miserable, but the company was really fine. Overseas visitors were in attendance and included Ralph 4X11F, Enno PA0ERA, Frank PA3BFM and, well known for his 50MHz square hopping expeditions, Angelo I2ADN. News and views were exchanged over lunch at the Bear Public house in Esher with Enno, Frank and Angelo. Enno told us of his experiences last year on the XROY expedition, whilst Angelo told us of his plans for more rare squares around Italy on 50MHz. Also included in the lunch session was Brian G3SYC and Nick G3KOX.

Judging by the activity on the component stands, it looks like 'homebrewing' may be on its way back. I saw several people picking up bargains like variable capacitors (low values!), relays and the like. I personally

spent a few (very fruitful!) hours looking for components for the Ham Radio Today winter project. Unfortunately I had no time to visit the lectures, but enjoyed bumping into many old and new friends. See you all there next year?

### Beacon news

Here's some news from Hal Z56WB on the Marion Island beacon. Hal received a phone call from David on Marion Island with the news that the IC-551 had died. So the beacon is off the air, probably permanently. The keyer and other circuitry is OK, but there is no RF coming out of the radio. He has the service manual and will have the technician take a look at it, but no spares are available. So it's suspected that nothing can be done until a replacement is sent down





with the new crew in late May.

**JW7SIX information:** Stefan LA0BY plans to move JW7SIX into another location from April this year. The new location will be the radio club JW5E in Longyearbyen, locator JQ78TF. The take-off towards Europe is not as good as from JQ88AD, the horizon is perhaps at 5 degrees elevation. In the sector 315-345 degrees the horizon is almost at 0 degrees.

**Sardinian Beacon operational:** IS0AGY reports that IS0SIX is operational on 50.162MHz from JM49. The Vatican City HV3SJ beacon update, starting February 11, 1996 the HV3SJ Beacon (JN61FV) will be active for the TEP period with the 5 element aerial beaming to the south (before it was beaming at 315 degrees). The FSK beacon message is as follows; "HV3SJ HV3SJ JN61FV HV3SJ HV3SJ JN61FV VATICAN CITY LAUDETUR IESUS CHRISTUS". At around the end of March, the aerial will be changed to an omnidirectional type.

A new beacon at Pietersburg in South Africa is on air. This has the callsign ZS6TWB/B and is located in KG46RD, frequency 50.044MHz, mode A1A. It transmits "VVV ZS6TWB/B KG46RD" followed by a 30 second carrier. It runs 30W to a 6 element at 15 m beaming north. Reports by packet to ZS6PJ5@ZS0DLA. A full updated list of 50MHz beacons will appear next month.

## DX news

**Jan Mayen News:** LA7DFA will be active from Jan Mayen from April - October 1996, 50MHz operation will use 10W and a ground plane. The operation from IQ51 ('a virgin square') will be limited to a few weekends due to the distance from the normal QTH.

JX7DFA Cycle news from G0JHC; "Those of us waiting for cycle 23 to start should continue with other plans



50MHz legal limit amplifier, including power supply and 500WV low pass filter, there's a full construction article on the way this winter for Ham Radio Today!

until next year I guess". The latest information from the Space Environment Laboratory at Boulder, Colorado, is that they have updated the forecast for the sunspot minimum. It is not now expected to occur in early 1997, with a smoothed sunspot number of 8.

Current up-to-date news can now be found on the Internet if you have access to it. Try

<http://user.itl.net/~equinox> (there's a one-touch link to this from the Ham Radio Today Internet site - Ed), then head for the VHF or 50MHz sections.

## QSL information

Chris PA3GML reports that he has received his QSL card for 4K6D via UA9AB. The address from UA9AB; QSL service, P/O Box 17, Troitsk 457100, Chelyabinskoy, Russia.

## EME news

Doug G3HUL is now using eight 24 element yagis and has 600W from an ageing pair of 4CX250s. He was active during the recent contest and picked up two initials, DL3WG and KSGW, both (559/559), despite a very low activity level. Doug's totals now stand at initial #104 and 30 DXCC. He is not sure about his US states standing.

Peter G3LTF sends good news; "I got permission for the dish to go up. It will be just under 6m diameter based on the one I used previously, and thus about 0.38 F/D. I have to do some fairly serious excavation for the base, and so I can't give a date yet for my return to the moon, but it will start as soon as the weather allows. I also have got agreement for the building changes to start the shack construction. I was in

Wow, just think what his electric bill is like! My thanks to Allen K2UYH for the above information.

F5FHI plans to be active from 9U/F5FHI later this year. He will be in 9U land for eight days, and will try satellite first, and then 70cm EME with four yagis. CX9BT is inactive because of work and political problems. HP3XUG will be inactive for about a month to refurbish his aerials.

## Late news

**Jan Mayen News;** JX7DFA information: Per will go to JX on April 13. The station on 50MHz will now be an IC-706 (100W) and a five element yagi donated by PA3BFM. In April and May he will still use the old FT-767 (10W). Per hopes to run some MS skeds from Jan Mayen throughout the year and will be on the VHF net from time to time (14.345MHz).

Chris SP4TKK reports from Poland; SP1's and SP2's are on the air, there are some licences issued for SP1 and SP2 stations. The main news

## IARU Region 1 50MHz records

Tropo	ZS2FM	KF26TA	ZS6PJS	KG46RC	SSB	95-03-27	1178
Aurora	G4IFX	I094FM	ES5MC	K038JJ	CW	94-02-06	1786
Spor-E	JY7SIX	KM71WX	WD4KPD	FM15	WV	94-06-09	9779
Meteor	GJ4ICD	IN89WP	OH3MF	KP20LC	SSB	90-04-22	2102
F2	ZS6LN	KG46RC	KHGIAA	BK29LA	SSB	79-04-15	19305
TEP	G0JHC	I083PR	LU8YYO	FF50	SSB/CW	89-08-24	1212

Phoenix, AZ recently and was delighted to see Charlie, W7GBI and XYL Veda. I spent an hour or so looking at the shack and those big boxes that make his signal so loud! Now I know why I can hear him so well on 2304".

SM2CEW is now active on 70 and 23cm with two feeds. Peter worked DD1XF on 23cm. G4RKG's aerials are not operational, and it will be about a month before he gets back on EME. DL8YHR will be active on 70cm with a 38 element M2 yagi and 200W from 3V8BB. LX1DB has 2000W on 70cm, on 23cm he has 60W input and 1500W output from a YD1304, and on 2304 250W.

is that type approval for 6m transceivers is no longer needed in Poland, which makes the procedure for 6m permits easy to handle. I know some SP2's from J094 who are quite active such as SP2IQW.

That's it for this month, please send your news/views and especially photos to Geoff Brown, GJ4ICD, To Shop, Belmont Rd, St Helier, JE2 4SA, Jersey, or Via Email [equinox@itl.net](mailto:equinox@itl.net), and my packet address is GJ4HXJ@GB7GUR or GJ4ICD@WDSB - now I'm sure the last address puzzles you! You can also fax your information to 01534 877067 anytime.

# DATA connection

Chris Lorek G4HCL looks at two packet radio guides, and gives a view of the future of data-based amateur radio communications

Following my comments on Spread Spectrum for future voice communication on the amateur bands, James G1PVZ @ GB7TJF.#45.GBR.EU tells me that he's been experimenting with Direct Sequence Spread Spectrum on 70cm for a few years. He had to get special permission from the UK Radiocommunications Agency to experiment with SS under the terms of the UK licence. James has constructed a number of DSS systems, the first being based on the Practical Direct-Sequence Spread Spectrum UHF Link (published by Andre Kesteloot in QST May 89) and republished in the ARRL Spread Spectrum handbook. This was followed by James own design for a digital voice 32 kbit/s direct sequence transmitter with a companion delay-locked loop receiver, which was published in Electronics and Wireless World (Voice Link over Spread Spectrum Radio, James Vincent, Sept and Oct 1993).

After the initial euphoria of getting the system to work, the inability to communicate with anybody else in this mode (as no-one else was experimenting with SS in the UK) led to the system being put away in a drawer. However, James is thinking of re-visiting the design and simplifying it, and hopefully improving its performance. He says if there's sufficient interest he might even consider modifying it for packet!

Have any other readers experience with Spread Spectrum communication,

particularly on the amateur bands? I'll be pleased to publicise the work, and maybe thus get the ball rolling on what could very well be a new mode in the UK licence. You might even be seeing a construction feature on building your own SS rig in these pages - I'm certainly having a go myself.

## Program problems

I've read a number of messages from amateurs who are having problems with Windows-based problems, such as "The trouble is that every time the program connects to the BBS the mouse locks up!". This usually (if not always) is not a problem with the program, but with the set-up of Windows. If you use Windows 'Terminal' with your TNC and with the same COM port settings, you'll probably find exactly the same


thing happens! The most likely cause is trying to 'share' an IRQ, i.e. COM1 and COM3 (IRQ4), or COM2 and COM4 (IRQ3). If your I/O card supports it, you can change the interrupt for COM3 and 4 to an unused IRQ, i.e. IRQ5 (which will normally be free unless you have two LPT parallel ports). Then use the Windows Control Panel to update your port setting. My thanks to Roger G4IDE for the above information.

## A vision of the future

Peter G4CRY @ GB7CYM.#19.GBR.EU sent me a message to say that he'd just watched the last copy of Ham Radio Today that WHS had (yes, I know they go *fast* Peter!). He suggests a few ideas for the column, which I'll be pleased to expand on. Peter first asks "Please explain PacTOR 2 and why is it so expensive, and is it

better than GTOR, PacTOR, AMTOR etc. Is it better even than Clover and will it catch on?". I've given an introduction, and the result of my initial tests with a PTC PacTOR III controller, in past columns, but basically PacTOR II uses DSP techniques to give even better data throughput. It'll also get through in even weaker conditions than the standard 'PacTOR', which itself will get error-free data through in -20dB S/N, (that's the data being 100 times *weaker* than band noise/interference etc., i.e. inaudible to the human ear). At the present time, DSP chips are relatively expensive, and the PTC PacTOR II controller as an example works out at around twice the price of a standard PacTOR controller. But, as with most things that digitally process, the price will inevitably fall (witness the cost of PC processors over the past few years). Right now, by the number of amateurs already using PacTOR II, (and of course PacTOR, which PacTOR II is fully 'backward compatible' with), in my opinion it *has* caught on, in a very big way.

Secondly, Peter asks "I have not been on packet very long, about a month, and initially used a converted PMR on 2m. I soon found this was too busy and adapted my handheld, my only 70cm radio till I get another PMR radio to work on 70cm. Even 70cm seems very busy at times, so will the future of packet be 9600bd? The local SysOp at GB7CYM says he will go to 9600 when he gets enough requests". My answer to this is that undoubtedly the immediate future of packet is higher speeds, 9600 baud being the next logical step. But the real, i.e. longer-term future, is full multimedia communication. By that I mean speech and moving images, even 3-D virtual reality for our QSOs, not



just text. We've witnessed the tremendous explosion in multimedia over the past couple of years, and I can see a time, in the not too distant future, when instead of tapping away at a keyboard we'll be having audio-visual QSOs between ourselves, using advanced data compression and DSP techniques under what would otherwise be 'impossible' communication conditions. And I'm talking here of world-wide, not just local, communication.

## In appreciation


We all like to have QSOs about things of common interest on the airwaves, and of course this isn't just limited to chats on FM, SSB or CW. With this in mind, James G7MKG @ GB7OAR.#16.GBR.EU sent me a message in appreciation of one particular amateur, a 'thank you', to say; "A few of us may have noticed the number of 'FOOTY' bulls accumulating on packet. The topic is football and the field attracts many views, jokes, contradictions and arguments on any chosen soccer issues. However, despite any differences displayed between various contributors, they are all united at the end of the week, due to one man and his highly appreciated service. Justin, G0VBV, provides a weekly 'football prediction' competition, called the 'PacPrem' (Packet Premiership), for any willing station to enter. It proves to be great fun for all the participants and they would like to thank Justin and acknowledge his time and effort put into providing such a pleasing service. Here's to season #2!". This goes to show that general discussion and debates on packet aren't just limited to (rightly or wrongly) 'knocking' various people and societies!

## Packet guide on disk

I've often recommended the 'Practical Guide to Packet Operation in the UK' written by Mike Mansfield G6AWD, this coming in a comb-bound A4

format book. It offers a comprehensive guide to getting onto packet, with special emphasis and information to the UK-based network. Now, as well as updating the guide, Mike has launched it on PC disk! It runs under Windows V3.1, 3.11 or 95, and comes supplied on three 1.44Mb disks - it expands greatly (there's a lot in there!) and you'll need around 13Mb of free hard disk space for the guide. During installation you'll also need access to a telephone to call the author for a serial number based upon a screen-given PIN number during the program set-up. As with Mike's printed volume, the guide is well thought-out, and it's up to date, very necessary in today's ever-changing packet field. For example, the many node maps, which cover several areas of the UK, are just a few months old, and of course the disk-based supply makes updates very easy as time goes by. As well as text-based information and maps, colour diagrams are also used, although these require you to change between screens to view them. The 'power of the PC' however is used to good effect with a Windows-based 'Index' being available, so you can easily find the information you need, i.e. nodes and BBSs in a given town by entering 'Southampton', or 'Manchester', or whatever.

For PC 'gadget freaks' the guide is quite novel - Mike says that it can run alongside your favourite packet program. On my system however I found it could only run in the foreground, i.e. it didn't have a 'minimise' button, so I had to either go back to the 'contents' of the guide and then run the task-bar option to switch to another program, or use the 'ALT-TAB' option on the keyboard to switch between programs, rather than have multiple windows open. I also found that I needed a fast PC, a bare minimum of a 486DX2/66 with 8Mb memory to run the guide sensibly, if a little slowly. A 100MHz Pentium with 32Mb memory gave fully acceptable performance, running it under Windows 3.11 on a 386SX33 with 8Mb memory was intolerably slow, the guide



taking over a minute just to 'boot up' and ten seconds or so to change between 'pages' (Mike does recommend a minimum of a 486 for the guide).

The guide, priced at £8.50 plus p/p, is available from Siskin Electronics in Southampton (Tel. 01703 243400) to whom my thanks go for the supply of the evaluation guide.

## Packet Radio Primer

If you're looking for a paper-based guide to packet radio, then *Packet Radio Primer* by Dave Coombes G8UYZ and Martyn Croft G8NZU is certainly worth a good look, and a good read. I say that because it's presented in a very 'easy-to-read' format, it isn't just a deeply-technical 'reference book' or whatever. The occasional relevant cartoon by Paul G6MEN (of Ham Radio Today's 'Tone Burst' fame) also adds a bit of light-hearted relief throughout the book. But if you're also after deep-rooted technical and protocol information, you'll find it here as well. Indeed the latter half of the book is devoted to appendix information, covering TNC commands, the bulletin board, cables and ports, PC packet software, a glossary, operating guidelines, PC operation, protocols, the ASCII set, OSI,

BBS, DX Cluster and node lists, and the CLIVE help file. I found the book extremely informative, with up-to-date information on hardware and systems, although the lists of nodes etc. were rather out of date, even though these were taken from the RSGB's 1996 callbook. But the vast amount of information, e.g. on BBS commands such as REQDIR and REQFIL command formats (which I always forget!) make it worth the cost alone in my opinion. Softbound, 183mm x 244mm with 266 pages, ISBN 1 872309 31 3, it's priced at £8.50 plus p/p, and is available from amateur radio dealers and book shops or direct from the publishers, the RSGB (contact details follow 'club news' in each issue), to whom my thanks go for the review volume.

CTRL-Z, end of message

That's it for this month. As always, please do let me know what you're up to in the ham radio data communication side of things, or indeed what your local group are doing. Likewise if you'd like a specific topic covered in this column, or a question you'd like to ask, just get in touch and I'll try and help. You can contact me either direct via packet, or via post, fax or email c/o the Ham Radio Today Editor. Until next month, 73 from Chris G4HCL @ GB7XJZ.#48.GBR.EU

# HF happenings

## Don Field discusses how DXpeditions to rare locations manage to 'get off the ground'

Having painted a rather bleak picture of HF propagation in last month's column, there were a few bright spots during February and early March, with 15 metres demonstrating some good openings to the Far East, and 10 metres producing short skip conditions to Europe as well as some interesting African DX such as T8BFT (Tchad) and 5T5DB (Mauritania). The low bands, however, were the most exciting place to be, especially for the Caribbean area, but sometimes with stations from farther afield, a good example being 3D2RW (Fiji) who I worked very easily one morning on 40 metres. This was New Zealand taxi driver Ron ZL1AMO on another of his expeditions. Incidentally, and I may have mentioned this before, my regular 40m aerial (on which I worked the 3D2 and many others) is a 10 metre glass fibre fishing pole with a wire tape along its length, and guyed to prevent it flexing too much in the winds. Very simple, but also very effective (and an extremely lightweight and compact system for expeditions too).

### Islands On The Air

The RSGB has recently announced extensive changes to the administration of the increasingly successful *Islands on the Air* awards programme. The changes mean that IOTA will have its own RSGB Committee, rather than being treated just like any of the other

RSGB awards, and will have a member of staff at HQ (Eva Telenius-Lowe, wife of ex-Ham Radio Today columnist Steve G4JVG) dedicated to IOTA administration. To date, over 8,000 IOTA Directories have been sold worldwide and it is estimated that over 20,000 amateurs around the world are actively chasing IOTA awards. Credit must go to the late Geoff Watts, who started the whole thing just over 30 years ago, to Roger Balister G3KMA, who has been in the driving seat on the RSGB's behalf for the past 11 years, and to the international team of volunteers who have handled the administration during that time.

I recently received the nicely produced results booklet from last year's IOTA contest, which after just three years is far and away the RSGB's most popular operating event. This year's contest is scheduled for 27/28th July. Don't miss it!

### UB5JRR

Romeo Stepanenko, UB5JRR, 3W3RR and other calls, was well known in recent years for putting some hitherto very rare countries on the air. These included the Spratly Islands 1S1RR, Afghanistan YA0RR, Iran 9D0RR, Burma XY0RR, Libya 5A0RR and North Korea P5RS7. Although some were undoubtedly above board, doubts have long been expressed about the location of the XY0RR operation and proof has now surfaced in the case of the P5RS7 operation that Romeo

and colleagues were not in North Korea at all. As a result, the ARRL has now announced that Romeo is henceforth banned from participating in the DXCC awards programme. However, the ARRL has not taken action against others who were with him, and has not disqualified any of his operations other than P5RS7 (as it has done in some previous instances, such as some of the operations of Don Miller W9WNV in the 60's). It is always a pity when dishonesty of this sort creeps into our hobby, particularly when thousands of people have worked so hard to make a contact, and gained great satisfaction from doing so, only to wonder afterwards whether they have been cheated in some way. Fortunately such situations are rare.

### Wake Island

I was interested to see a report by the Dateline DX Association of their February operation from Wake Island (AL7EL/KH9). The group focused their attention on the low frequency bands, and worked some 1,200 European stations during their seven days of activity (and 9,000 contacts in all), see Table 1. I included the long country breakdown because I was surprised at how few English stations the group worked (I don't have figures for the UK as a whole), which is surely unrepresentative of the total number of amateurs here compared with other European countries. Is DXing a lost art here?

### VK9

The German group which did such an excellent job of activating Christmas Island (VK9XY) and Cocos-Keling

Island (VK9CR) also posted a report of their activities on the Internet. They were able to make 26,000 contacts in all, about 10,700 of them on the three lower bands. Using a top loaded, 20m high vertical with 20 radials, they made 916 contacts on 160m, 66 of them with North America. The receiving aeriels were two Beverages, one 335m long for Europe/East Coast USA and one 213m long for the West Coast. Their best low band night was the first night on Cocos Island, with 22 west coast and more than 100 European QSO's on Top Band. The best high band evening was the last one from Christmas Island with 10m openings into Europe. Except for maybe 150 contacts, all others were over a distance of at least 4,000 miles! The operating statistics are shown in Table 2.

### Funding expeditions

While we sit at home and gain pleasure from working expeditions to far off spots, it's easy to forget the effort and cost that goes into making these operations happen. Many are paid for out of the pockets of the operators themselves, and it is naive to believe that they can recoup more than a tiny fraction of this from extra IRCs or dollar bills included with direct QSLs.

More frequently, the expeditioners will seek financial support from one of the various DX Foundations that exist around the world. The best-known, and by far the wealthiest, is the Northern California DX Foundation, which has a worldwide membership. US members get tax relief on their contributions, which helps to increase the NCDXF's income.

The European DX Foundation, based in Germany, also has a large membership. Both the NCDXF and EUDXF publish regular newsletters with

Table 1: Wake Island (AL7EL/KH9) contacts;

I won't include all the breakdowns here, but the following are interesting:

Total QSOs approximately 9,000 (4780 unique calls).

CW	5722
Phone	2811
RTTY	140
SAT (AO-13)	60

Countries with 10 or more QSOs (totals are QSOs not unique calls):

USA	3699
Japan	3288
Finland	198
Russia	195
Italy	191
Germany	112
Poland	99
Sweden	78
Canada	88
Australia	60
Ukraine	50
New Zealand	52
Slovakia	36
France	30
Korea	29
Belgium	28
Kazakh Rep	27
Denmark	27
Argentina	24
England	21
Spain	20
Brazil	18
Czech Rep.	15
Norway	15
Switzerland	15
Latvia	13
Yugoslavia	12
Netherlands	11
Mexico	10
Hong Kong	10
Israel	10

write-ups about expeditions they have sponsored, which are mailed out to contributors. In the UK, there are two bodies which are in a position to support expeditions - the Chiltern DX Club and the RSGB DXpedition fund.


Financial support to expeditions is usually limited to a modest amount, perhaps enough to cover the cost of printing QSL cards. The various funds will look most favourably on applicants who already have a track record of successful expeditions. Often the donation will come with conditions, such as the

expeditioner being obliged to answer bureau QSLs as well as those which come direct.

For some major expeditions, mostly those to places with no scheduled flights or boats, such as remote islands (for example, Kermadec and Heard Island, both targets of forthcoming expeditions), the various funds will consider a contribution towards boat hire and other exceptional costs. The participants are invariably expected to cover their own costs to the nearest point accessible by regular transport services. Again, the generosity of the funds will depend on the track record of the organisers, and the quality of their planning (no fund wants to put lots of money into an abortive effort or, worse, one which ends in tragedy).

In some cases it is possible for expeditions to raise funds from other sources. Typically, they might invite some sort of scientific participation, which will help to defray costs. There are also opportunities after a successful expedition to sell commemorative items such as books, T-shirts and mugs. Unfortunately, unlike mountaineering expeditions, for example, there is little demand by TV companies and newspapers for photos or video footage of amateur radio expeditions.

You can, of course, contribute directly to forthcoming expedition operations, provided you know who to send money to, or if there is a point of contact here in the UK (for example, the RSGB's DX News Sheet has occasionally helped to collect and forward funds for an expedition). However, by far the easiest and most effective way to contribute from the UK is to join CDXC or to make a donation to the RSGB's DXpedition fund. Of course, you can carry on working the DX and not help to cover the costs. But all that means is that someone else will end up paying your share for you. I realise that many of you don't actually chase DX, but have other HF band interests. But I also know that, despite the statistics above for the KH9 expedition, a major



NCDXF Membership certificate (see text)

expedition to a spot with good propagation to Europe can easily make several hundred contacts with the UK (this happened with last year's XROY operation from Easter Island, for instance). That is certainly far more than belong to CDXC, and almost certainly more than have ever contributed to the RSGB fund (which raises money mainly through the raffle at the annual RSGB HF Convention).

### Sign-off

That's it for another month. Please write and let me know your news, as well as what you would like to see in this column, write to me at: 105 Shiplake Bottom, Peppard Common, Henley on Thames, Oxon RG9 5HJ, UK. And do continue to enjoy your time on the HF bands. Good hunting!

Table 2: VK9 operating statistics;

	VK9XY		VK9CR	
	CW	SSB	CW	SSB
160	357		559	
80	1296	15	1586	120
40	3680	142	2847	12
30	2256		1880	
20	988	462	1268	217
17	841	70	1114	522
15	555	1184	945	847
12	147	94	166	123
10	104	218	26	
SAT	35	144	83	87
RTTY	583		552	
N.America	1506		1965	
Europe	7623		7294	
Total	13171		12954	

# Satellite rendezvous

A series of Qualification Shock Tests have just been successfully completed for the Phase 3-D Specific Bearing Structure (SBS). The SBS is the structure that will be used to carry the Phase 3-D spacecraft to orbit during launch. The tests exposed the structure to the shock environment that is expected to be encountered on the Ariane 5 vehicle during launch. Following the shock exposure tests the performance of the spacecraft's separation system (in full-up, flight configuration) was also demonstrated. The success of both of these tests has confirmed that the Phase 3-D SBS design will withstand both the launch environment as well as to ensure the P3-D spacecraft will separate cleanly from the SBS after launch.

We are expecting that P3-D will be operational for general usage not later than three months after launch; the 'optimum' orbit will be reached about 1 year after the launch, but this only affects coverage and a few other criteria. There are no firm plans and schedules yet, but we expect that the first burn will happen within the first few weeks. If we fly with ARIANE-502, then we are no under pressure because the perigee will be higher compared to ARIANE-4 where we have to do the first burn within a few days. But it may

Richard Limebear G3RWL with the latest on the Phase 3-D satellite in this month's AMSAT-UK news collation

still take a few months (we expect about 3 months) before we will arrive the 'near' final orbit.

Amsat-UK were pleased to cause a £75,000 donation to the P3-D effort, but the DARC (who are the German equivalent of our RSGB) have put in almost a million Deutschmarks (US\$ 600,000) to the project since 1991, following an agreement with Amsat-DL to contribute DM 150,000 per year over a period of six years. DARC membership is about 60,000; so the contribution works out to about US\$10 per member.

## Oscar 13

The Engineering Beacon (EB), on 145.985MHz, is on from MA 0 to MA 40. This beacon is about 6dB stronger than the general beacon (which is off), so facilitating telemetry collection at perigee when the omnidirectional aeriels are in use. The EB is PSK only; it does not transmit CW or RTTY.

## Oscar 10

It's operational again in Mode-B. It's currently available when in view but please do not attempt to use it if you hear the beacon or the transponder signals FMing.

## Russian satellites

In addition to Mode-K (21MHz uplink with 29 MHz downlink), RS-12 has the 145MHz transmitter on giving a second downlink. Signals on both downlinks are very strong, with lots activity. The passbands are:  
Uplink: 21.210 to 21.250MHz  
Downlink: 29.411 to 29.451 and 145.910 to 145.950MHz

The Robot is operating in Mode 'KT', 21.130MHz uplink, 29.454 plus 145.959MHz downlink simultaneously, complete with auto speed adaptation.

The new Mir crew, Yuriy Onufrienko and Yuriy

Usachyov should be up there by now.

## Microsats

Dove is still in MBL mode while controllers sort out what's wrong with the satellite. The packets being seen in the 145.825MHz downlink are short telemetry frames sent at more or less random intervals from a few seconds to several minutes; the primary purpose of this mode is to allow software to be loaded. As controllers continue the process of troubleshooting the satellite, other 'strange' downlink packets will continue. Has anyone heard anything about 10-26 in the past six months?

## WISP software update

WISP users may care to note that Chris has uploaded a new Windows 3.1 version of MsgMaker (V1.14) to the Amsat ftp site. ([ftp.amsat.org](ftp://ftp.amsat.org) and found in the [/amsat/software/windows/wisp](ftp://ftp.amsat.org/amsat/software/windows/wisp) directory. The update fixes a couple of minor things, the main one being that the TO/TITLE/KEYWORDS can now take the full allowable 255 characters.

## New launch

A press report says that Russia's military authorities

Specified P3-D Frequencies		
<i>Uplink</i>	<i>Digital</i>	<i>Analogue Passband</i>
15m	none	21.210 - 21.250MHz
2m	145.800 - 145.840MHz	145.840 - 145.990MHz
70cm	435.300 - 435.550MHz	435.550 - 435.800MHz
23cm(1)	1269.000 - 1269.250MHz	1269.250 - 1269.500MHz
23cm(2)	1268.075 - 1268.325MHz	1268.325 - 1268.575MHz
13cm(1)	2400.100 - 2400.350MHz	2400.350 - 2400.600MHz
13cm(2)	2446.200 - 2446.450MHz	2446.450 - 2446.700MHz
6cm	5668.300 - 5668.550MHz	5668.550 - 5668.800MHz
<i>Downlink</i>	<i>Digital</i>	<i>Analogue Passband</i>
10m	29.330MHz (+/- 5kHz)	%
2m	145.955 - 145.990MHz	145.805 - 145.955MHz
70cm	435.900 - 436.200MHz	435.475 - 435.725MHz
13cm	2400.650 - 2400.950MHz	2400.225 - 2400.475MHz
3cm	10451.450 - 10451.750MHz	10451.025 - 10451.275MHz
1.5cm	24048.450 - 24048.750MHz	24048.025 - 24048.275MHz

IHU Telemetry Beacons		
<i>Down</i>	<i>Beacon-1</i>	<i>Beacon-2</i>
2m	none	none
70cm	435.450MHz	435.850MHz
13cm	2400.200MHz	2400.600MHz
3cm	10451.000MHz	10451.400 MHz
1.5cm	24048.000MHz	24048.400 MHz

*Notes:*

- 1) All receivers are inverting!
- 2) Beacon-1 (former GB) and Beacon-2 (former EB) are for command purposes and can be modulated in 400 Bit/s BPSK and possibly other modes.
- 3) Due to unavoidable technical constraints imposed by the IF matrix system and the limited bandwidth on 2m, there are no Beacons on the 2m-Downlink.

may launch a small British satellite in December from the Svobodny facility in Eastern Siberia near the Chinese border, in an effort to re-introduce Svobodny as a spaceport. Some Russian military officials have been pushing Svobodny as an alternative to the Baikonur Cosmodrome in Kazakhstan, a former Soviet republic. The 300 kilogram Minisat, built and owned by Surrey Satellite Technology Ltd., will be launched aboard a Rocket vehicle from a missile silo. If Svobodny is not selected, the launch will occur either from Baikonur or the Plesetsk site in northern Russia, according to Surrey officials.

**WOCY**

Jim McKim, WOCY, became a Silent Key on 14th February.

Jim was born in 1915 and first licensed in 1933. He had been involved in satellites since the launch of Sputnik 1 in 1957.

**Your chance in Surrey**

The University of Surrey have a vacancy for a Senior Lecturer/Reader in Satellite Engineering. This new post will provide a senior academic deputy to the Professor of Satellite Engineering (Martin). Applicants should possess a PhD and substantial research experience relevant to satellite engineering in one of the above fields.

**Colloquium '96**

The 11th AMSAT-UK Colloquium will be held at Surrey University, Guildford,

Surrey, U.K., from Thursday 25th to Sunday 28th July 1996. Current intentions are to devote the Thursday to international and IARU matters, and to structure other subjects across the following three days. There will be a barbecue on the Friday night.

Amsat-UK invite authors to submit papers, about amateur radio space and associated activities, for this event; we normally prefer authors to present the papers themselves rather than having someone else read them in the authors' absence. Abstracts of Papers for presentation should be submitted by 15th May and the full submissions should be received by 15th June in order that the Proceedings document be available to participants. Submissions should be sent to: Chris

Jackson, G7UPN via Internet at: G7UPN@amsat.org or direct on UO-22.

AMSAT-UK also invite anyone with requests for program topics to submit them as soon as possible to G7UPN as above, or to G3RWL or G6ZRU (both available @amsat.org and on digital satellites). Colloquium information is available via Internet; the URL is: <http://www.ee.surrey.ac.uk/EE/CSER/UOSAT/new/amateur/colloquium.html>. All other enquiries about colloquium '96 should be addressed to the AMSAT-UK office.

The Monday and Wednesday evening nets (7.00pm 3.780MHz plus/minus QRM) are in danger of being dropped - join in or lose.

For further information about AMSAT-UK contact: AMSAT-UK, c/o Ron Broadbent MBE, G3AAJ, 94 Herongate Rd., London, E12 5EQ. A large SAE gets you membership info. SWL's are welcome. All new joiners get the USAT-P tracking program on 5 1/4in disk. G3RWL can be reached via Internet as g3rwl@amsat.org.

**Latest Keplers**

AMSAT-UK Keplers are put out on packet fortnightly, sent to **KEPLER @ GBR**. The latest satellite Keplers as supplied by AMSAT-UK are also available by automatic fax retrieval from the 24hr Ham Radio Today fax-back line, 01703 263429 (use with a personal DTMF, i.e. 'touch-tone', phone/fax keypad - follow the voice menu), request fax document 41 from the satellite menu for this month's. You can also get a copy in the post by sending an SAE together with the corner flash from this page to the Ham Radio Today Editor, marking your envelope 'Keplers' and stating whether you want all amateur satellites (one A4 page) or all satellites (10-15 A4 pages - you'll need an A5 or A4 sized SAE with postage for 100g for this).

# CLUB NEWS and rallies

Aylesbury Vale RS meet on Wednesday evenings in the Village Hall in Hardwick, located off the A413 between Aylesbury and Buckingham. Club diary;  
 May 1st - Digital TV, G8AYM  
 May 15th - Night on the air and CV session  
 Jun 5th - Images from space, G4DAV  
 For further details and meeting times, contact Ivan Eamus G3KLT, Tel. 01296 437720

Blackmore Vale ARC meet on the second and fourth Tuesday each month, 8.00pm, at Shaftesbury School, Dorset. The club run a Novice RAE course which meets every Tuesday evening. A club net is held every Sunday on 145.550MHz at 7.00pm local time. Planned club events/talks;  
 May 14th - Six - are you prepared, G1THG  
 May 28th - DF hunt  
 For further information contact Stuart G7JIF, Tel. 01747 838554

Braintree and District ARC meet on the first and third Monday of the month (except bank holidays), 8.00pm, at the Braintree Hockey Club, Church Street, Bocking. 2m club net on the 2nd and 4th Mondays at 20.00 GMT, 145.375MHz. Planned club events/talks;  
 May 6th - Operating evening  
 May 20th - AGM  
 For further details please contact Club Secretary John Button G1WQQ, Tel. 01787 460947

Bristol (South) ARC meet every Wednesday at the Whitechurch Folkhouse Association, Bridge Farm House, East Dundry Road, Whitechurch, Bristol. Club diary of events/talks;  
 May 8th - Building computers tech. upgrade  
 May 22nd - DX TV demo Et wine and cheese  
 May 29th - Annual fox hunt  
 Jun 5th - 80m activity evening  
 Jun 12th - Aircraft video night  
 Jun 19th - VHF NFD operators preparation  
 Jun 22nd - VHF NFD operating weekend  
 For more information and meeting times, Tel. 01275 834282 24hr. Answerphone.

City of Bristol Group meet on the last Tuesday in the month, 7.00pm for 7.30pm, at New Friends Hall, Purdown, Bell Hill, Stapleton, Bristol BS16 1BG. Club diary of events/talks;  
 May 28th - Direct conversion receiver  
 Jun 25th - Mobile aerials  
 Jul 30th - Half yearly meeting  
 Further details can be obtained from Dave Bailey G4NKT, Tel. 0117 9672124

Bromley and District ARC meet on the third Tuesday of each month, 7.30pm for 8.00pm at the Victory Social Club, Kechill Gardens, Hayes, Kent. Club net; Sundays 11.00am on 145.350MHz FM. Planned events/talks;  
 May 21st - Thames Tideway Rescue  
 Jun 18th - Direction finding hunt  
 Jul 16th - Crystal set contest, G4NPD  
 Further details from Alan Messenger G0TLK, Tel. 0181 777 0420

Bromsgrove ARC meet on the second and fourth Tuesday of the month at Lickey End Working Men's Club, Buroct, Bromsgrove. Club diary of events/talks;  
 May 14th - DF hunt (on foot)  
 May 28th - AGM  
 Jun 11th - Technical topics  
 Jun 25th - Talk on Aerials  
 Jul 9th - Mobile DF hunt  
 Further details from Barry Taylor G0TPG, Tel. 01527 542266

Buxton ARC meet at the Lee Wood Hotel, Buxton, at 8.00pm on the second and fourth Tuesdays each month. Club diary of events/talks;  
 May 14th - Quiz night  
 May 28th - Natter night, are we a dynamic club?  
 Jun 11th - Ron's night  
 Jun 25th - Live radio at the Lee Wood Hotel  
 Jul 9th - Natter night, what is the best way to get our DXCC?  
 Jul 23rd - Junk night  
 For further information contact Derek Carson G4IHO, Tel. 01298 25506, or G4IHO@GB7DAD

Cheltenham AR Association, meet on the first Friday of the month at the Presbury Library, The Burgage, Presbury, Cheltenham, at 7.30 for 8.00pm. Planned club talks/events;  
 May 3rd - Talk by the Chief Engineer from Severn Sound Radio  
 Jun 7th - Operating from Gozo 9H3, John G4PDD  
 For further details contact the Club Secretary, Mrs P.M. Thom, Southern House, 9 Southern Rd, Cheltenham, Glos GL53 9AW, Tel. 01242 241099

Conwy Valley ARC meet on the first Wednesday each month, 8.00pm in The Studio, Penrhos Road, Colwyn Bay, Chwyd. Planned club events/talks;  
 May 1st - PCB manufacturing, like you've never seen it before  
 Jun 5th - Club AGM  
 Further details are available from Club Secretary Wynne Evans G6WPMC, Tel. 01745 855068, Ans/Fax. 01745 856406

Cornish RAC meet on the first Thursday each month, 7.30pm, at Perranwell Village Hall, Nr. Truro. Planned club events/talks;  
 May 2nd - Packet - the next step, G4WQL  
 Jun 6th - Talk by G3KFD  
 Jul 4th - Talk by a Trading Standards Officer  
 Jul 13th - Club rally and computer fair  
 For further details contact Robin G0MYR, Tel. 01209 820118

Cray Valley RS meet on the first and third Thursday of each month, 8.00pm at the Progress Hall, Admiral Seymour Road, Eltham SE9, club net 3.720MHz 8.00pm every Monday. Planned club diary;  
 Jun 2nd - Surplus sale  
 May 16th - G3RCV club station on the air  
 Jun 6th - Power generation part 2, by G6SDD  
 Jun 20th - Annual DF hunt  
 Jul 4th - Visit to Littlebrook Power Station  
 For further details contact Tony G4MIF, Tel. 0171 739 5057 office hours only.

Crowborough & District ARC meet every fourth Thursday, at The Plough and Horses Public House, Walsbies Road, Jarvis Brook, Crowborough at 8.00pm. Planned club diary;  
 May 23rd - Activities evening  
 For further details contact club Secretary Pauline Moldon G7SPT, Tel. 01892 653782, or via packet G7SPT @ GB7ZZZ

Dragon ARC meet on the first and third Mondays of each month at the Four Crosses Hotel, Petraeth Road, Menai Bridge, at 7.30pm for 8.00pm. Visitors and new members are welcome. The club run several special event stations throughout the year. Club diary of events/talks;  
 May 6th - Amateur Radio videos  
 May 20th - Surplus equipment sale  
 Jun 3rd - "Where is it?", by GW3HCL  
 Jun 17th - ATV, by GW3JGA  
 Jul 1st - Vice Chairman, John GW3WVC  
 Jul 15th - Kenya, by Dr. Ieuan Jones GW4FOU  
 Further details from the Secretary Tony Rees GW0FMQ, Tel. 01248 600963

Dundee ARC meet at 7.00pm every Tuesday at the College of Further Education, Graham Street, Dundee. Construction nights are alternate Tuesdays. Morse tuition is every Tuesday evening, the technical library and radio shack are also available to members. Club net is on 3.640MHz at 14.00 GMT daily. Planned club diary;  
 May 7th - MEGS  
 May 14th - Construction  
 May 21st - Awards evening  
 May 28th - Construction  
 For further details contact Allan Martin GM70VU, 11 Langlee Place, Broughty Ferry, Dundee, Tayside DD5 3RP

Dunfermline RS, meet every Thursday evening, 7.30pm, at Outh Muir, 5 miles north of Dunfermline on the A823 (near Knockhill Race Circuit), and have regular radio operating evenings and 'natter' nights. Planned club events/talks;  
 May 23rd - 2m DF hunt, organised by GM4WZP  
 Jun 16th - 2m QRP contest and barbecue, bring the family and some food and drink!  
 Jul 18th - The Radiocommunications Agency, by Alan Fletcher, Operations Manager Scotland  
 Aug 1st - 2m DF hunt  
 Aug 22nd - TCP/IP - an insight, by GM4CTP  
 For further details contact Adrian GM0SRD, Tel. 01383 735967

Halifax and District ARC meet at 7.30pm on the first Tuesday each month, at The Tap and Spile Pub (formerly Royal Oak), Clare Road, Halifax, for committee and Morse tuition. On the second and fourth Tuesdays they meet, 7.00pm, at Queens Road (note Queens Road is closed for some periods at school holidays). Planned club events/talks;  
 May 21st - Running out of petrol over the North Pole, by Bill G4KJQ  
 Jun 18th - HF radio in the RAF WW2 onwards, G1FDL  
 Jul 18th - Talk by John G3TSA  
 Further details can be obtained from Mr. D. Moss G0DLM, Beechwood Lodge, Lightcliffe, Halifax HX3 8NU, Tel. 01422 202306



Hastings Electronics and RC meet every third Wednesday of each month for their main meeting, at West Hill Community Centre, Croft Road, Hastings, and every Friday for a social evening, at the Sea Anglers Club, 16 Grand Parade, St Leonards. The club is a registered City and Guilds examination centre, and also run RAE, Novice and Morse courses. Planned club events/talks;  
May 15th - Packet racket, by GD1VU  
Jun 19th - The development of the Pan-European Optical Super Highway, by Prof. O'Mahoney of Essex University  
Jul 17th - Summer auction of equipment  
For further details contact Reg Kemp G3YFF, Tel. 01424 830454

Horndean and District ARC meet on the first and fourth Tuesday of each month, 7.30pm, at Lovedean Village Hall, Lovedean Lane, Lovedean, Hants. The Wednesday is usually a 'Natter Night'. Club nets are Sundays 1955kHz 09.00hrs CW, 09.30hrs SSB, and Wednesdays 145.350MHz at 19.30hrs. Planned club events/talks;  
May 28th - Six metre operating, Chris G3WOS  
Further details can be obtained from Stuart Swain, Tel. 01705 472846

Horsham ARC meet on the first Thursday each month, 8.00pm, at the Guide Hall, Denne Road, Horsham, W. Sussex. All welcome. Planned club talks/events;  
May 2nd - Digital audio broadcasting, by Pete Sheiswell of the BBC  
For further details contact Miss M. J. Dixon G7EYL, 6 Lambs Farm Road, Horsham, W. Sussex RH12 4DJ, Tel. 0181 686 5701 (daytime), or 01403 275525

Isle of Man ARS meet on Mondays, 8.30pm, at the Royal Naval Association, Regent Street, Douglas. The 1st Monday of the month is supplemented with a 30-60 mins talk of general interest to members, held at the TGWU building in Fort Street. Douglas. On Thursdays they have an informal get together, 9.00pm, in the Manx Legion, Douglas Street, Peel. Planned club events/talks;  
May 6th - The Island's new GSM telephone system, by Mike Loundes of Manx Telecom  
May 16th - Spring Fete, Methodist Church Hall, St Johns.  
Jun 10th - QSLing, the QSL bureau and DXCC, by GD3JAV  
For further information contact Club Secretary Chris Wood G06TWF, 2 Lyndale Ave, Peel, IM5 1JY, Tel. 842786

Itchen Valley ARC meet on the second and fourth Fridays each month, at the Scout Hut, Brickfield Lane, Chandler's Ford, Hants (just up the road from SMC), 7.30pm for 8.00pm. Planned club events/talks;  
May 10th - Home security, by P0 Richard Moore  
May 24th - Protective multiple earthing and the danger to Radio Amateurs, Andy G4MYS  
Further details from Sheila G0VNI, Tel. 01703 813827

Keighley ARS meet at the Cricket Club, Ingrow, near Keighley, every Thursday at 8.00pm. Many club meetings are 'Natter nights' and 'nights on the air', other events/talks include;  
May 2nd - Visit by Rev. George Dobbs G3RVJ  
May 9th - Components night for RAIBC  
May 23rd - Amateur Radio software  
Jun 13th - Weather fax and data, by G4VZD  
Jun 27th - Treasure hunt  
Jul 4th - One hand in your pocket, by three G3s  
Further details from Kathy Conlon G1IGH on 01274 496222

Leicester RS meet every Monday, 7.30pm, at The Chantry, Gilroes Cottage, Groby Road, Leicester. The HF and VHF shacks are available at each meeting, and have regular HF/VHF nights on the air combined with a general natter evenings. The club also run RAE, NRAE and Morse courses. Planned club events/talks;  
May 6th - Geology, talk by Mr H. Leah  
May 20th - Constructors competition  
Jun 3rd - 'PMK', speaker; Barry G0LCU  
Jun 17th - Quarterly progress meeting  
Jun 24th - Equipment check! What have you got and where is it?  
For further details contact Stan Hay G3HYH, Tel. 0116 239 4367

Liverpool and District ARS meet at 8.00pm every Tuesday evening at The Churchhill Club, Church Rd., Wavertree, Liverpool. They run RAE, Novice RAE and Morse courses. Planned club events/talks;  
May 7th - Mobile operating by G3XSN  
May 14th - Club on the air  
May 21st - Talk by G0VBD  
May 28th - Surplus sale  
For further details contact Ian Mant G4WVX, Tel. 0151 722 1178.

Mansfield ARC meet on the second Monday every month, 7.30pm, at the Polish Catholic Club, off Windmill Lane, Woodhouse Road, Mansfield. Visitors welcome. Planned club diary of events/talks;  
May 13th - AGM followed by a surplus sale  
Jun 10th - Club stations on the air  
For further details contact Howard G1UGY, Tel/Fax: 01623 423697, or David GORDP, Tel. 01623 619191

Maxpak, the Midlands AX25 Packet Radio Users Group, meet on the first Monday each month (when this is a Bank Holiday, the meetings are on the second Monday), 8.00pm, at the Perton Community Centre, Perton, near Wolverhampton. Non-members and visitors welcome (non-members 50p per evening to help cover costs). Planned events/talks;  
May 13th - BBS's nodes and the MaxPak LAN  
Jun 3rd - Internet and packet radio  
Jul 1st - TCP/IP, talk and practical demo  
Aug 5th - Natter night  
For further information contact Club Secretary Edward Loach G4ZCS, Tel. 01902 741877 (evenings), or via packet G4ZCS@GB7MAX

Medway ARTS meet 7.30pm on Fridays at Tunbury Hall, Catkin Close, Tunbury Avenue, Walderslade, Chatham. Morse practice, construction and Novice help available. Club diary;  
May 17th - Annual General Meeting 8.30pm  
Further details from Gloria G3VUN, 40 Linwood Ave, Strood, Rochester, Kent ME2 3TR, Tel. 01634 710023

Newbury and District ARS meet on the fourth Wednesday each month at the Bucklebury Memorial Hall, Bucklebury near Thatcham, at 7.15pm. Planned club events/talks;  
May 22nd - Brian Cannon G8DIU visits again  
For further details contact the club secretary, Tel. 01635 863310

Norfolk ARC meet every Wednesday at The Norman Centre, Biggild Road, off Drayton Road, Norwich, 7.30pm for 8.00pm start. Informal meetings are usually held on alternate Wednesdays, where it is a night on the air, construction QRP

and Morse practice evening. Club diary of events/talks;  
May 1st - Videos of members shacks, G3NUQ  
May 15th - Science for all, Amold G3PTB  
May 29th - NFD final briefing  
Further details can be obtained from Mike G4EOL, Tel. 01603 789792.

South Normanton and District ARC meet at the Community Centre, New Street, South Normanton, every Monday (except Bank Holidays) at 7.30pm. Visitors very welcome. Planned club events/talks;  
May 13th - 'Court in the act', Alan Dunford  
May 20th - Junk sale  
Jun 3rd - Night on the air 'High Ordish'  
Jun 10th - Video night  
Jun 17th - RSGB Liaison talk, Ken Frankom  
For further details please contact Russell Bradley G0OKO, Tel. 01773 863992

Plymouth Radio Club meet Tuesdays, 7.30pm, at the Royal Fleet Club, Devonport, Plymouth. All newcomers welcome. Planned club diary;  
May 7th - Ask the panel  
May 25/26th - Club rally  
May 28th - Acronyms, radio, computer and electronics  
Jun 4th - Talk on GB3WD, by Amold G4RIM  
Jul 2nd - Packet in Plymouth, by Pete G7DQC  
Jul 6th - VHF NFD  
For further details contact the Public Relations Officer, F. P. Russell, Tel. 01752 563222

Preston ARS, meet every Thursday evening, 7.00pm, at the Lansdale Sports and Social Club, Fulwood Hall Lane, Fulwood, Preston, Lancs. The club run Novice and Morse classes on Thursday evenings every week. Planned club events/talks;  
May 9th - Auction evening of members' surplus equipment  
May 23rd - General discussion evening, G3KUE on air  
June 6th - RSGB video, an evening's viewing  
June 20th - General discussion evening, G3KUE on air  
July 4th - 'Maplin Kit' construction competition  
Further details from Eric Eastwood, Tel. 01772 686708

Reading and District ARC meet on the second and fourth Thursdays, 8.00pm, at The Woodley Pavilion, Woodford Park, Haddon Drive, Woodley, Reading, Berks. They run RAE and NRAE courses and are a registered CEB examination centre. They have a club library with a wide range of books on all aspects of Amateur Radio and related disciplines, a cross section of books are available at club meetings. Diary of events/talks;  
May 9th - Club project evening  
May 18th - Christian Aid walk, charity hike with radio comms around Henley  
May 23rd - NFD planning for this year's HF and VHF summer NFD events  
June 1/2nd - HF NFD from Somring Farm, G3ULTP and M0AAA/P  
Further details can be obtained from secretary Peter Snyford G0PUB, Tel. 01734 617388 or after Easter 0118 961 7388.

Salop Amateur Radio Society meet at their new venue which is The Tesports Club, Abbey Foregate, Shrewsbury every Thursday. They run regular RAE tuition and workshop evenings. Planned club diary of events/talks;  
May 9th - Junk sale  
May 16th - Telford Rally talk, what would you like

to see there

May 23rd - Fox hunt, 7.00 at the Oak  
 Jun 6th - DX TV, by G4FBZ  
 Jun 13th - Open evening, on air night and practical construction demo  
 Jun 20th - Fox hunt, 7.00 at the Oak  
 Jun 27th - National Field Day preparations  
 For further details contact Ian G7SBD, 56 Rosebyn, Harlescott, Shrewsbury SY1 4LP

Shefford and District ARS meet every Thursday, 7.45pm, at the Church Hall, Amphill Road, Shefford, Beds. They have regular activity nights. All newcomers are welcome. Planned club events/talks;  
 May 9th - Club radio contest equipment check  
 Jun 13th - VHF Field Day planning and final equipment count  
 Jun 19th - Gliding evening at Cambridge University gliding club  
 Further details contact Paul Bradford, Tel. 01462 700618

Silverthorn RC meet every Friday, 7.30pm, at the Adult Education and Community Centre, Friday Hill House, Simmons Lane, Chingford, London E4 6JH. A warm welcome is given to everyone. They offer Morse tuition and tests, and have a fully equipped shack with packet radio facilities for members to use, plus regular 'on air' and social evenings. Planned club diary of events/talks;  
 May 3rd - Packeteer's question time  
 Jun 7th - Junk sale  
 Jun 21st - Quiz against Epping Forest & Dist. ARC  
 Jul 19th - Visit by Waters and Stanton  
 Jul 26th - Club camp weekend  
 For further details contact Andrew Mowbray, GOLWS/G1NPT, at above address, or from Dave G0KHC, Tel. 0181 505 1871, or packet to G1NPT @ GB7TUT.

West Somerset ARC meet on the first Tuesday each month, at the West Somerset Community College, 6th Form Block, Minehead, Somerset. Planned club events/talks;  
 May 7th - Mains earthing and RF  
 Jun 4th - Fox hunt, all welcome  
 Jul 2nd - Short amateur radio videos  
 Aug 6th - Models and radio control  
 Sep 3rd - Auction of surplus equipment  
 Oct 1st - Starting on HF  
 Nov 5th - Balloons and ice  
 Dec 3rd - Quiz  
 For further details contact Alan C. Elliott, Tel. 01643 707707

Southgate ARC meet on the second and fourth Thursdays of each month at the Winchmore Hill Cricket Club Pavilion, Firs Lane, Winchmore Hill, London N21. Meetings are held each 2nd and 4th Thursdays of the month, between 19.30 and 22.00. The club also runs Novice licence courses and have regular 'on air' nights. Planned club diary of events/talks;  
 May 9th - Annual lecture by Stan Wood  
 May 19th - GB605FG on the air from Dunstable Downs, celebrating the clubs 60th anniversary  
 May 25th - Club anniversary dinner  
 Jun 27th - Radio on the air  
 For further details contact M. E. Viney G0ANN, 20 Auckland Road, Potters Bar EN6 3ES, Tel. 01707 850146.

Stratford upon Avon & District RS meet on the second and fourth Mondays, at the Home Guard Club, Main Road, Tiddington, Stratford upon Avon, at 7.30pm. The club also run an RAE course (write to Mr. J. Harris, 57 Evesham Road,

Stratford upon Avon CV31 2PB, enclosing an SAE, or Tel. 01789 295257 for details). Club events/talks include:  
 May 13th - Astronomy  
 May 20th - Visit to the Nickelodeon, Ashmore  
 May 27th - Open evening  
 Jun 10th - 2m direction finding contest  
 Jun 24th - G4AFJ of the Repeater Management Group  
 Jul 6th - Summer social  
 Further details contact Club Secretary Jeff Porter G4OHL, Tel. 01789 773286

Mid Sussex ARS meet on the first and third Fridays each month, 7.45pm, at Marle Place Further Education Centre, Leylands Road, Burgess Hill, West Sussex. Club shack open all other Friday evenings. The club also run RAE and NRAE courses (contact John G0010, Tel. 01444 450957 for details). Club net; Sundays 8.00am 3.740MHz (+/- QRM), 11.00am 145.350MHz FM, 8.00pm 70cm Novice net on GB3HY. Planned club events/talks;  
 May 3rd - 10GHz ATV demo, by G4VTQ  
 May 10th - The GB7ZZZ BBS, by Frazer G0JDR  
 Further details from Chris G0GMC, Tel. 01273 842937

Three Counties ARC meet at the Bramshot Institute and Parish Club, which is in the middle of the village at the top of Headley Rd, Liphook. This active club meets on the 2nd and 4th Thursdays of each month, 8.00pm onwards. All welcome, non-members please contact an official in advance so you can be 'signed in' as a guest visitor. Planned club events/talks;  
 May 9th - Parabolic loops, an advanced aerial for VHF  
 May 23rd - Testing radios for outside use  
 Jun 13th - Preparation for radio contests  
 Jun 27th - Fox hunts using radios (not animals!)  
 Jul 11th - Fax for radio communication (JFax demo)  
 For further details contact Tom Milne G4CMG, Tel. 01428 606298

Trowbridge and District ARC meet at Southwick Village Hall, Southwick, Trowbridge, Wiltshire for a main meeting every first Wednesday of the month, and a natter night every third Wednesday (except October). Visitors welcome, fee 50p. Planned club events/talks;  
 May 1st - Electrical safety, by G0HFX  
 Jun 5th - 2m direction finding event  
 Jul 3rd - Summer social/inter-club skittles  
 For further information contact Ian G0GRI, Tel. 01225 864698 evenings and weekends.

Weston-super-Mare RS, normally meet on the first and third Mondays each month, at the Woodspring Inn, High Street, Worle, Weston super Mare (2mins from junc. 21 M5). The third Mondays are usually workshop evenings. Planned events/talks;  
 May 13th - Health and electric fields  
 Jun 3rd - Aircraft EMC problems  
 Jul 1st - Annual DF hunt and buffet - find G4ZUX  
 For further details contact Graham Pinder G8WAR, Tel. 01934 415700

Wirral and District ARC meet at 8.00pm, at the Irbly Cricket Club, Mill Hill Road, Irbly, Wirral, every second and fourth Wednesday each month, and have regular DREW evenings every first and third Wednesdays at various other locations. Planned club events/talks;  
 May 8th - Upgrading to 9600 packet made easy, G4OAR and G7HUD  
 May 22nd - Club project, Andy shows a versatile device  
 May 29th - Practice DF hunt, get your HB9CVs in tune

Jun 12th - Eileen Medley Challenge Cup DF Hunt  
 Jun 26th - Club visit  
 Jul 5th - The QE2 Liner visits the Mersey - GB2QE from the lighthouse  
 For further details contact Bob Smith G4NCI, Tel. 0151 677 0210

Yeovil ARC meet every Thursday at 7.30pm, at the Red Cross Centre, 72 Grove Avenue, Yeovil, Somerset. The club run Novice and RAE courses, plus Morse tuition if required, by arrangement with G3GC. All are welcome. Club nets, Sundays 10.30 on 3.665MHz (80m 558), Tuesdays 20.30 on 145.350MHz (2m FM) and Fridays 20.00 on 3.550MHz (CW). Club events/talks;  
 May 2nd - The Novice licence, by County Senior Novice Instructor G3ICO  
 May 9th - VHF amplifiers, by G7SDD  
 May 16th - Preparation for QRP Convention, and a Fox Hunt, G3KSK  
 May 18th - Amateur and family activity day and convention dinner  
 May 19th - 12th QRP Convention, officially opened by Ham Radio Today Editor, Sheila Lorek G8IYA  
 May 23rd - VHF DF event, G3KSK is the fox  
 May 30th - Club station on air and committee meeting  
 Further details can be obtained from Cedric White G4JBL, Tel. 01258 473845

## National and International

British Amateur Radio Teledata Group (BARTG) have a quarterly magazine, and hold a rally and contests each year. Their membership officer is Peter Adams, GGLZB, Tel. 01923 220774, for other information the group's Secretary is Ian Brothwell G4EAN, 56 Amot Hill Road, Arnold, Nottingham NG5 6LQ, Tel. 0115 926 2360, or via packet G4EAN @ GB7BAD.

British Amateur Radio Television Club, are particularly active with Amateur Television (ATV) - the transmission and reception of vision. They produce a quarterly magazine entitled 'CQ-TV' and have regular get-togethers at their rally stands, and hold their own rally each year. For details of BATC membership write to: Dave Lawton, 'Greenhurst', Pinewood Road, High Wycombe, Bucks HP12 4DD.

G-QRP Club publish a quarterly journal devoted to low power communication, and hold regular get-togethers at their rally stands throughout the country. For membership details, contact their Secretary, Rev. G. Dobbs, St. Aidan's Vicarage, 498 Manchester Road, Rochdale, Lancs. OL11 3HE. Tel. 01706 31812.

International Short Wave League who as well as running an International QSL bureau for amateurs and SWLs, have a monthly magazine and regular get-togethers at their rally stands plus several on-air nets on HF and VHF. For more details send an A4 sized SAE to: ISWL HQ, 3 Bromyard Drive, Chellaston, Derby DE73 1PF

The Irish Radio Transmitters Society publish regular newsletters giving details of local activities, and the yearly IRTS Callbook, they also have a video library. Their contact man is Dave Moore E14BZ, 12 Castle Ave, Carrigrohilly, Co. Cork. Tel. [Eire] 021 883555, and the IRTS are on Internet; jryan@iol.ie

Radio Amateurs' Emergency Network (RAYNET) can be contacted at Hunters Moon, Newton le Willows, Beale, N. Yorks DL8 1SX. 24hr national emergency contact line; 0141 621 2121. The RAYNET Training Team produce a quarterly newsletter for people interested in the National Training Scheme, and can be contacted at P.O. Box 2, Chinnor, Oxon OX9 4JY.

The Radio Amateur Invalid and Blind Club are a registered charity who raise money for radio/computer equipment, and audio cassette courses for home study, for blind, deaf and disabled amateurs. Information from Vice Chairman Margery Hey, Tel. 01953 454920. The club attend rallies throughout the year, and collect surplus equipment for resale. If you have equipment to donate, contact Ian 2E1EGV, Tel. 01274 783583. The Northern Ireland Club collect unwanted tokens or vouchers (e.g. petrol etc), these can be sent free of charge to; The Charities Appeal Office, RAIBC NI, Freepost BE 1789, Belfast BT15 3BR.

Radiocommunications Agency are the licensing authority for all UK radio amateurs. They have a large number of free publications, including the booklet 'How to Become a Radio Amateur', and their 'Notice Licence Information Sheet', and can offer advice on general aspects of licensing. South Quay Three, 189 Marsh Wall, London E14 9SX. Direct Amateur Radio line: Tel. 0171 211 0160. General enquiries, Tel. 0171 211 0211, answerphone service; Tel. 0171 211 0591

Radio Society of Great Britain are based at Lambda House, Cranbourne Road, Potters Bar, Herts EN6 3JE. Tel. 01707 659015. They have a unique blend of full-time staff at Potters Bar, coupled with many volunteer officials around the country, and can help their members with many aspects of amateur radio.

Subscription Services Ltd. handle the issuing of amateur licences in the UK, on behalf of the Radiocommunications Agency. They can help regarding enquiries concerning individual licences (rather than general licensing matters which the RA handle, see above). Contact details; The Radio Licensing Centre, SSL, P. O. Box 884, Bristol BS99 5JF, Tel. (manned 8.30am - 10.00pm, Mon-Sat inclusive) 0117 925 8333.

To include your club, or rally, in this feature, make sure you send us your events details early. We only list active clubs, i.e. those who send us their diary of planned talks/events, (due to space restrictions we can only include clubs who send us details of events and talks, not matter nights for every meeting) so if they're not listed here they're obviously not very dynamic! Is your club listed? If not then give your Secretary a boot! If your club also has a regular 'net', let us know, we'll let your prospective members know. Dates to be included in the issue published on the 5th July must reach us by the 24th May (we cannot guarantee to include details received after this date, several clubs are being missed out either because their details arrive too late, or the club newsletters we receive don't contain any events/talks dates which we can use. Ham Radio Today is published on the first Friday each month, therefore club events/talks details which occur just before this date should be included in the previous issue, addressed to; The Editor, Ham Radio Today (Club News), Nexus Special Interests Ltd., Nexus, House, Boundary Way, Hemel Hempstead, Herts HP2 7ST, or you can fax your club's details direct to the Editor's desk on 01703 263429.

# Rallies

If you're travelling a long distance to attend rallies, we recommend you contact the organisers of the events first, before travelling, to check if there has been any changes since this magazine went to press. If the magazine is informed of any changes, the information will be available on the 24hr Ham Radio Today Voicebank line, Tel. 01703 263429.

## May 6th

Dartmoor Radio Rally, at Yelverton Memorial Village Hall, Meavy Lane, Yelverton, Devon. Parking for 600 cars, access for disabled visitors, playground for children, stands, and bring and buy. Doors open 10.30am. Refreshments available, talk-in on S22. For further details contact Ron G7LLG, Tel. 01822 852586

## May 12th

Drayton Manor Radio and Computer Rally, as usual at Drayton Manor Park, Staffs (a great day out for all the family, the kids will love the roller coasters - Ed). Further details from Norman G8BHE, Tel. 0121 422 9787

## May 19th

12th QRP Convention, Digby Hall, Sherborne. Featuring talks (including one by Ham Radio Today's Tech Ed), competitions, displays, novice advice, on-air QRP stations, selected traders, food etc., open 9.00am to 5.00pm. Official opening by the Ham Radio Today Editor, Sheila Lorek, admission/prize draw £2.00, disabled access, GB2L0W talk-in S22. For details of events and special accommodation arrangements at hotels/guest houses or caravan parks, contact G3CQR, Tel. 01935 813 054

National Amateur Radio Car Boot Sale run by Durston Downs RC, at the Stockwood Country Park. Lun, beer junction 10 M1. 10.00am to 5.00pm, talk-in on S22, free entry to the Mossman Collection of Horse Drawn Vehicles and craft museum. For plot details Tel. 01582 613899. Pre-bookings for plots will be taken until May 14th, however plots can be purchased on the day.

Mid Ulster ARC Annual Rally at the usual venue of the Silverton Hotel, Lurgan, Co. Armagh, adjacent to the Lurgan turnoff the M1 motorway. All the usual traders and more, plus bring and buy stand, and refreshments available from the hotel. Talk-in on S22, 12.00 noon to 4.30pm, admission still only £1.00. Further information from W. A. Hutchman G1OWAH, Tel. 01693 61298.

## May 25/26th

Plymouth Radio Club 70th Anniversary Carnival and Electronics Fair at the Tamaride Community College, Trevithick Road, Kings Tamerton, Plymouth. A two day event starting 9.30am each day, to celebrate the club's 70th birthday. Complete family day of fun and entertainment on each day, special event call GB4PYL on air all bands HF to VHF, electronics fair will also be of interest to computer, radio modelling, and model railway

clubs, plus any other hobby requiring electronic equipment. Arrangements available for campers. Further details from John Doherty G7HK, Tel. 01752 896501

## June 15th

Royal Navy Amateur Radio Society Rally held in conjunction with the HMS Collingwood Field Gun Day, at HMS Collingwood, Newgate Lane, Fareham, Hampshire. June. 11 M27, directions signposted, talk-in S22 and SU22. Open 12.00 noon - 17.45, admission adults £2.00, children up to 14. £1.00, family two adults and three children £5.00. As well as the amateur rally there will be the plenty of adult and children's entertainments. Collingwood Naval Communications Museum open to visitors. Hot and cold refreshments. Further information from Philip Manning G1LKI, Tel. 01483 579486(answerphone) or mobile PCN 0973 298287, or email 100741.2615@compuserve.com

## June 16th

Newbury and District 9th Annual Car Boot Sale, at the Recreation Ground, Cold Ash, Newbury, Berkshire, just under two miles from the A4/A34 junction and signposted. Admission and parking free for buyers, generous plot for £8.00 to those selling. Access for setup up from 8.00am. Refreshments, toilets, disabled parking and children's playground on site. Talk-in by GB4NBS on 2m S22. NGR S10703 sheet 174. Further information from George Tel. 01488 682814.

## June 28-30th

Ham Radio '96 Friedrichshafen, Germany Europe's largest gathering of over 20,000 ham radio enthusiasts, by the shores of the Bodensee (Lake Constance) at the Messe Friedrichshafen. Wide and varied selection of interests, immense trade presence with 280 exhibitors from 40 countries, large flea market, on site camping and caravan facilities. For further venue/rally details Tel. +49 7541 7080. Accommodation/tourist information; Tel. +49 7541 21729

## June 30th

Longleat Amateur Radio and Electronics Rally, Longleat Park, near Warminster Wilt. Six large marquees are planned to house a total of over 200 different traders. A major feature of the rally will be the bring and buy section. For those not interested in computers or electronics, one marquee is devoted to a major craft fair exhibition and another to refreshments. There is also the Safari Park, House and beautiful lake and grounds to see. Further information from Gordon GOKGL, Tel. 0117 9402950

## July 14th

Sussex Amateur Radio and Computer Fair, is to be held at Brighton Race Course from 10.00am to 4.00pm. Admission £1.50, free parking and a picnic area will view over the Sussex Downs. The rally organisers claim it to be one of the largest in the south of England, with over 100 trade stands and a dedicated room for bring & buy, with over 40 of display area. Refreshments and bars available. For further details Tel. 01273 501100

good news

Abonnement

# GOOD NEWS

Abonnieren

good news

Subscrição

All around the world



A subscription to

## HAM RADIO TODAY

## GOOD VALUE

*in any language*

Remember! a subscription costs you no more than buying a regular copy of your favourite magazine from your newsagent

To order by credit card phone: 01858 435344

### Subscription Order Form

YES I would like to subscribe to Ham Radio Today

1 year (12 issues)

U.K. rate

Europe & Eire

Sterling O/Seas

U.S. \$ O/Seas

£24.00

£30.80

£32.00

\$59.00

Your subscription will commence from the next available issue. Please quote subscription number if renewing/extending .....

#### Your Details

Name (Mr/Mrs/Miss) Initial ..... Surname ..... Address .....

..... Country ..... Postcode/Zip ..... Tel: .....

#### Method of Payment

I enclose TOTAL payment of £.....  Cheque/P.O. payable to: Nexus Special Interests Ltd  Access/Visa

Expiry.....Signature..... Card number:

Please post this coupon together with your cheque P.O. to: Nexus Subscription Department, Tower House, Sovereign Park, Lathkill Street, Market Harborough, Leicestershire. LE16 9EF Please tick this box if you do not wish to receive information from any other companies which may be of interest to you

This offer must close on: 5/7/96

(HR19)

# FREE readers ads

Readers; please note our current conditions for free private ads. All ads should be submitted on the coupon published in the current magazine. Out-of-date coupons cannot be accepted. If you do not wish to cut up your magazine, photocopies or a letter similarly laid out, will be accepted with the original corner flash from the current issue attached. Faxed ad coupons cannot be accepted. One free ad per reader, per issue, maximum.

## HELPLINES

Russian Hams ask for help! Can anyone donate old, unused, necessary for repairing radio equipment. Would like to go to 2m and use computer links. Contact; Oleg Solovyev, UA4LC, P.O. Box 4673, Ulyanovsk 432063, Russia. Fidonet: 2:50513/302  
Need manual for Azden PCS3000 2m FM, loan, copy or buy. John G6HGQ (Manchester), Tel. 01942 888277  
Manual or information to convert Pye P5001 handheld to 2m. All expenses gladly paid. Nick G8PUY (Essex), Tel. 01277 811486  
Help with project please, erase and program 2716 Eprom and/or produce double sided PCB from Layo1 files, or dot matrix artwork, or from transparency. Will supply all items. Mr. G. Bramwell, 90 Shelley Road, Swinton, Manchester M27 9PB  
Operators manual / instruction book for 2m FDK Multi 2700 wanted please. T. Best G0WUB, 3 Gordon Rd, Topsham, Exeter, Devon EX3 0LJ, Tel. 01392 875880

## FOR SALE

Silent Key sale; FRDX400 HF receiver, amateur bands, with manual, £75.  
Trio TR-59DS HF receiver with matching speaker, manual, £60.  
CA2X4MAX 2m/70cm base aerial,

5.4m long, £50. AR40 rotor, boxed with manual, never used, £75.  
GOLDM (Gosport), Tel. 01705 601174  
Yaesu FT-1 HF all mode general coverage solid state transceiver, with extra filters, memory board, and MH1 mic with up/down buttons, excellent condition throughout, owners and service manuals, £750. Ken G3RDR (NW London), Tel. 0181 455 8831 anytime.  
Kenwood AT-180 ATU in new condition, £100. Sigma 20m trap, £10. All ovno. T. Hartshorn (Chesterfield), Tel. 01246 236496  
36 Ham Radio Today magazines, excellent reading and information on scanners, very good condition, £12.  
Contact 'Mac' (Daventry), Tel. 01327 842285 anytime.  
Yupiteru MVT-7000 multiband scanner receiver, still boxed with full instructions and leather case, £195.  
M. Woodhall (Harrogate), Tel. 01423 501193.  
Yaesu FT-900AT extra filters, separation kit, box, manuals, as new, £895. Yaesu FT-101E transceiver, rare mint condition, mains and 12V DC operation, RF speech processor, service manual, recent alignment, 130W PEP, excellent working order, £320. Carl G4GTW (Southampton), Tel. 01489 789960  
25ft lattice tower, free standing, winch, £100, inspect & collect. 19 Set, PSU, ATU, rack, leads, offers.  
Yaesu FT-747GX with mic, leads, handbook, boxed, £450. Would exchange tower and 19 Set for FT-101ZD or similar. Trevor 2E1EMW (Wilts), Tel. 01980 630003 after 6.30pm.  
Yupiteru MVT-8000 scanner, 8 to 1300MHz, complete with manual, only £185. Alimco VHF FM transceiver DR-110T, only £175. 13V power supply only £50. HF aerial coupler, only £35. Andy (Suffolk), Tel. 01449 775395  
Power supply, 12 - 13V fully protected, 3.5 to 4 amps, top

condition, £8.50. G3XBE, 40 Rooley Crescent, Bradford BD6 1BX, Tel. 01274 728219  
Racal 1217 solid state, VGC, £250. AVO 8 with testing leads, £80. ATU 1000, £45. Racal 17L, £100. FRG-7, digital, £150. Eddystone 1837/2, £150. Sony 2001D, Air, FM, GC, £160. Sony CRF 320, £375. R.Rai (London), Tel. 0181 813 9193  
Kenwood TH-79E dual band handheld radio, complete with manual, spare battery, soft case, speaker mic, eartalker mic and wall charger, £300 plus postage. Dave G7UED (Worcester), Tel. 01905 423760  
FT-902DM, £450. Trio 9130 2m multimode, £250. FT-7400H 70cm mobile, £275. FT-470 dual band handheld, £225. Diamond SX400, £60. Global AT1000, £45. Tonna 9-ele X/Y, 2m, £50. 9-ele 70cm, £40. Altai rotor, 45m low loss and plugs, £30. GW7TED (Clwyd), Tel. 01492 546246  
SRW HF linear, 1kW, hardly used, surplus to requirements. Geoff G3A05 (Macclesfield), Tel. 01260 252287  
Lowe HF-150 receiver, manual, VGC, PSU, remote keypad, G5RV ferromagnetics choke balun MLB 60m coax, £300 one. Ray (Watford), Tel. 01923 893399 anytime  
KAM TNC, excellent condition, all manuals, leads, £325 one. Peter G0QJX (Exeter), Tel. 0402 024720 or 01803 552160  
Yupiteru MVT-7000 wide band scanner receiver, boxed as new with all accessories, including leather case, cost 286.95, will accept £250.  
Changing to Yupiteru 8000 base/mobile scanner. A. Iffe (Stevenage), Tel. 01438 357774  
Kenwood TS-530 HF transceiver, digital readout, WARC bands, with mic, manual and boxed, £365. Also power supply 18A, 13V, £25. Both in excellent condition. P.Solman (Coventry), Tel. 01203 450476  
VHF base station, with mic.

Communicate C866 VHF with mic and aerial. Clearstone VHF scanning transceiver with mic. AR-2001 receiver, 25 to 550MHz. Any reasonable offer accepted. W. Marshall (N.Yorks), Tel. 01423 770524

Kenwood TR-751A, £410. RN6M 6m transmitter, £110. G400 rotator, £100. IBM XT, £20. 2m 150W PA modules, £20. 28 and 12V PSUs, £50. 2m 9-ele Tonna, £25. 6m 4-ele Jaybeam, £25. Steve (Glos), Tel. 01453 828011  
Yaesu FT-102 transceiver, options fitted, excellent condition, new PAs fitted plus relays, £350 buyer collects. Shimizu portable rig, 12W output, 3.5 to 30MHz, SSB, CW, FM, all solid state, £200. G3HLU (Coventry), Tel. 01203 456128

R2000, 0 to 30MHz receiver fitted with VHF, boxed, very good condition, £425 ono. Colin Maynard, 112 Chichester Road, South Shields, Tyne & Wear NE33 4HN

Yaesu FT-767GX HF rig with built in ATU, PSU, mic, manual, box, GC, £850 ono. 6m linear amp, 80W O/P with built-in PSU, £96 ono. Joe GM0PLH (Cumbernauld), Tel. 01236 720204 evenings.

Yaesu 965 base / mobile scanner (like 9600), 60 to 905MHz, AM, FM, USB, LSB, 100 memories. Also JIM M75 preamp and power pack and mobile 25 to 1300MHz aerial, £320. Wanted - service manual for AOR-1000XLT. A. Lane (Lincs), Tel. 01522 690732

Yaesu FT-290Mk2, with Yaesu 25W linear amp, battery pack and charger, all in very good condition, £375. J. Hawer (Cornwall), Tel. 01736 757721  
Kenwood R-820 ham band receiver with many SW broadcast bands, no WARC, superb performer on all bands, send SAE for product review, only genuine enquiries please. D. A. Whitaker, 57 Green Lane, Harrogate, N. Yorks HG2 9LP England  
Kenwood TS-140S, HF, good condition, £500. Yaesu FC700 ATU, £70. Buyer collects. A.Willis GOATV (Northants), Tel. 01536 515311  
AOR AR3000A receiver, VGC, £450. Zetagi B300P amp, 0 to 30MHz, as new, £70. P. Coulton (Lancs), Tel. 01524 701689

FT-208R 2m handheld with in car charger, working order but battery terminal broken, plus slight damage on base, nicads working but tatty, hence £50. Also BS25 2m 25W booster, £25. Robin G1AHU (Lincoln), Tel. 01522 509721 after 7.00pm.  
Icom IC-735 HF transceiver, general coverage, AM and CW filters, mic, manual, £550. E. Alderton (Derbys),

Tel. 01283 551065 after 6pm.  
FT-101ZD, excellent condition and unmarked, with fitted CW filter, manual, mic, original shipping packing and box, £325 carriage paid. A. Brooks (Basingstoke), Tel. 01256 473715

Yaesu FT-101B, first class working order, spare valves, RF clipper, WARC bands, handbook, £150 buyer collects. Jim G4ILK (N. Devon), Tel. 01271 25898  
PRO-34 handheld scanner, 200 memories, 68 to 960MHz, with carry case, nicad batteries and charger, good condition, £95. A. Cramp (Shropshire), Tel. 01584 872618  
Icom IC-707 HF transceiver, 160 to 10m, Icom AT160 auto ATU, Icom SM6 desk mic, all boxed in first class condition. Will swap for VHF/UHF base station. J. Rose (Merseyside), Tel. 0151 430 6077

## WANTED

Complete HF equipment (transceiver, linear amplifier), for DXpeditions in Russian Arctic IOTA islands. Alan Kuzmenko, P.O. Box 88, Amderma, 164744, Russia.

Trio TR-3500 70cm handheld accessories, i.e. power supply or battery eliminator. Dave (Chorley, Lancs), Tel. 01257 266456

1.5kHz narrow SSB filter for Drake R-4C receiver, or swap my similar 0.250Hz CW filter. Both have 5695kHz centre frequency. G. Davies, 71 Brighton Road, Rhyll, N.Wales (no phone).

Racal add-ons urgently required to suit RA17L, SSB adaptor, frequency meter, VHF adaptor, or any others to suit, your price paid or swap B40/C or BC312, both good order. John Collins (Leek), Tel. 01538 385735 anytime.  
Fine tunings 'Proceedings for 1990', plus workshop / operators manuals and mods info for Sony ICF2001D receiver. Wayne GM8WNY (Livingstone), Tel. 01506 411598  
Eddystone items; EB35, EC10, 870A, 960, 930, 890, 688, 621, manuals, leaflets etc., cash waiting. Peter Lepino (Surrey), Tel. 0374 128170 anytime, thank you.

Computer listings of amateur software using 'Basic' for Spectrum computer, WHY. Also circuit diagrams of any hardware to interface with handheld transceiver. G1GTV, 20 Marlborough Hill, Dorking, Surrey RH4 2DD

Avo valve characteristic meter MkIII, MKIV, or type 160. Good condition essential, inc. manuals etc. Will pay

carriage costs. Ken Scott (Tyne & Wear), Tel. 0191 252 7141  
First VFO for Racal RA17 MkIII (L etc. variants) or RA117 and Racal SSB unit, Electronics coils, transformers and front end modules, G2DAF and G3PDM receivers. Tony (Worcester), Tel. 01905 641759  
MC-50, AT-230, SP-230. T. Hall (Liverpool), Tel. 0151 733 4051  
Storno PMR equipment for conversion to amateur bands, can collect, full systems or single units. Trevor Wiltshire G8AKA (Reading), Tel. 01734 701163 anytime.

Valves required for restoration of old equipment especially 211 or DA100, also 2A3 and 300A/B. Technical books also needed i.e. Radio designers Handbook (Langford Smith) and valve data books. Buy or swap. Can collect. P. Smith (Reading), Tel. 01734 310410

Donation wanted; all mode 2m transceiver, Yaesu FT-221R for example. Will pay airfreight. AM boarded from work. Contact John Randall ZR2JR, P.O. Box 7549, East London, 5200, South Africa  
Yaesu FT-707 series transceiver for 2m/70cm, must be complete, not just modules and GWO. Also FT-101 scope, must also be GWO, cash waiting.  
Please write to; Paul Barclay, 112 St Johns Road, Ely, Cambs CB6 3BE  
Sony CRF1, CRF230, CRF5900, Bearcat DX1000, TenTec RX325, Toshiba Transoceanic 'Marco Polo' of Perdio, Philips AL990, Grundig TR807, Sony TR55, TFM8600, TR8 and micro Standard. Mr Sabino Fina, Via Cesimali 80, 83042 Atripalda, Avellino, Italy.

## EXCHANGE

FT-2200 2m 50W transceiver, boxed as new. Exchange with a little cash for FT-77 or TS-530 HF rigs, or sell for £210, WHY. T. Gurwen (Llandudno Junction), Tel. 01492 572116  
Citizen 120D dot matrix printer plus stand. Exchange for 2m single channel receiver or transceiver, or WHY. P. Thompson (Perthshire), Tel. 01738 553582, sorry, unable to deliver - can't drive!  
Cheap scanner wanted for straight swap with Power Max CB, E.55.990 echo chamber, power pack, silver rod, VGC. Cannot travel due to disability. R. Thomas (Gwynedd), Tel. 01407 769907

JRC transceiver, the Rolls of rigs, matching PSU and speaker, plus SSB auto ATU, PK232MBX, FT-2200 VHF mobile and FC102 ATU. Exchange for fast computer with multi speed CD. Dave (Beds), Tel. 01582 607880

HRT JUNE '96

# Free Readers Ads!

Name..... Signature.....  
Address.....

Date..... *Send this coupon to: Free Readers Ads, Ham Radio Today, Nexus Special Interests Ltd., Nexus House, Boundary Way, Hemel Hempstead, Herts, HP2 7ST.*

The above details will **not** be published, enter **all** that is to be published, including contact information, in the boxes below (*Amateur Radio Equipment Only Please*).

\*Delete as appropriate  
(BLOCK CAPITALS OR TYPED PLEASE, ONE WORD PER BOX)  
HELPLINES / FOR SALE / WANTED / EXCHANGE\*


Your ad will appear in HRT as room becomes available on a first-come first-served basis.

## Free Readers Ads Conditions

- If you require a guarantee of insertion of your ad, please use the pre-paid classified ads section at the rear of this magazine. Free Readers Ads will be inserted as and when space becomes available, on a first-come, first-served basis, subject to these conditions.
- These advertisements are offered as a free service to readers for the sale, exchange, wants, or help with, amateur radio equipment only. Ads from traders, or apparent traders, will be rejected. Readers should use our Classified Ads section (rear pages of this magazine) for ads not fulfilling these conditions, our Advertising Department (Tel: 01442 66561) will be pleased to accept prepaid ads.
- All that is to be reproduced in the advertisement should be entered on the form printed in the current magazine, please use block capitals. Free ads must be no longer than 40 words, including contact information. One free advert per reader, per issue, maximum. A photocopy of the free ad coupon, accompanied by the original corner flash from the current issue, is acceptable. We cannot accept old or faxed coupons and requests.
- All submitted free ads must include a name or calling and either a contact telephone number (with STD code) and location (e.g. town or county) or a full address, or both, for readers to reply, these details must be included within your advertisement. The term QTYE will not be accepted. Each advertiser must also fill in their name and address in the space provided (these details will not be published), and must sign the form to indicate acceptance of these conditions.
- Advertisements which are suspected of including illegal equipment and/or any equipment which transmits only outside of amateur bands will not be published.
- We cannot be held responsible for printers' errors, however we will attempt to ensure that legible submissions are reproduced correctly. In the event of a gross error, at the request of the advertiser and at the Editor's discretion, a corrected version of the advertisement will be printed in the earliest issue in which space is available.
- Neither the magazine nor its publishers will accept any responsibility for the contents of the advertisements, and by acceptance of these conditions the advertiser undertakes to indemnify the publisher against any legal action arising out of the contents of the advertisement.
- Advertisements are accepted in good faith, however the publisher cannot be held responsible for any untruths or misrepresentations in the advertisement, nor for the activities of advertisers or respondents.
- As this is a free service, postal or telephone communication regarding publication of ads cannot be accepted unless an error is involved. Please remember, all ads received fulfilling these conditions will be published as space permits.
- The magazine reserves the right to either refuse to accept in entirety, or to delete any sections, or the entire text, of any advertisements not fulfilling the above conditions.

# ALAN

## ESSEX AMATEUR RADIO SERVICES

7 days 8am-8pm. Top quality used equipment. 3 month warranty.  
Cash for your PX or second hand equipment. Collection and delivery service. HAVE TRIED THE REST? NOW TRY THE BEST!

**HF**  
IC-765  
IC-745 + FM  
IC-737  
IC-735  
IC-726 + 6M  
IC-706  
TS-850SAT  
TS-440SAT  
TS-430S + FM  
FT-1000MP  
FT-900AT  
FT-890AT  
FT-980  
FT-757  
FT-747  
FT-840  
FT-101ZD 111  
FT-767GX + 2M  
TENTEC SCOUT  
TS-60S 6M M/MODE

**VHF/UHF**  
TS-770 2/70 M/MODE  
TS-780 2/70 M/MODE  
TM-255 2M M/MODE  
TM-455 70C M/MODE  
TR-751E 2M M/MODE  
TR-851E 70C M/MODE  
TM-451E 70C FM  
TM-241E 2M FM  
TM-742E 2/70 FM  
TM-732E 2/70 FM  
TH-79E 2/70 H/HELD  
TH-78E 2/70 H/HELD  
TH-22E 2M H/HELD  
FT-29011 2M M/MODE  
FT-79011 70C M/MODE  
FT-69011 6M M/MODE  
FT-911E 23CM FM  
FT-51R 2/70 H/HELD  
FT-530R 2/70 H/HELD

**RECEIVERS**  
IC-9000E 500 KHZ -2GHZ  
IC-7000 500 KHZ - 2GHZ  
IC-7100 AC  
NRD-525 HF  
FRG-100  
FRG-7  
FRG-9600  
  
ALINCO-DR610 2/70 FM  
ALINCO-DR599 2/70 FM  
ALINCO-DJICIE 2M H/HELD  
ALINCO-DJIFE 2M H/HELD  
ALINCO-DJ460 77C  
  
H/HELD  
ICOM-290H 2 M/MODE  
ICOM-900 2/70/10 FM  
ICOM-2SRE 2M +  
SCANNER  
ICOM-24ET 2/70 FM  
  
H/HELD  
ICOM-W21E 2/70 H/HELD  
ICOM-W2E 2/70 H/HELD

**PLUS HUNDREDS OF NEW & USED ACCESSORIES, DSP, ATU, LINERS, PSU, FILTER, TNC, MIC'S - E.T.C**

By Appointment only

**NEW RADIO!**  
JUST LET US  
QUOTE.

**WANTED. AMATEUR RADIO ACCESSORIES**

**4 NORTHERN AVE., BENFLEET, ESSEX SS7 5SN**

**01268 752522**



Lineage: 80p per word + VAT (Min Charge £12.00) Semi-Display: (Minimum 2.5cm x 1 col) £15.00 + VAT per single column centreframe per insertion. Ring for information on series bookings/discounts. All advertisements in this section must be prepaid. Advertisements are accepted subject to the terms and conditions printed on the advertisement rate card (available on request).

TO ADVERTISE CALL 01442 66551

Send your requirements to:  
Ham Radio Today, Classified Department,  
Nexus House, Boundary Way, Hemel Hempstead, Herts HP2 7ST.

**WANTED**

WANTED Ex PMR radio's & equipment. Motorola HT600E, HT800, P210, GP series, MX series. Anything considered. Best prices paid. For details please call Tel: 0131-226-1347

**RAE VIDEO**

RAE "THE VIDEO" The definitive learning aid for the exam! A full three hour VHS video based on the highly successful training course developed by Chris Budd G3LQJ. This unbeatable package comes complete with a detailed course study booklet, packed with key learning points, facts and diagrams for instant reference and easy revision. Only £24.50 plus £2 post & packing or available to callers. Send cheque or postal order to:

TRICORN MARKETING LTD  
Dept: HR  
31 Berkeley Square, Bristol BS8 1HP  
Tel: 0117-921 5390.

**FOR SALE**

**FIELD ELECTRIC LTD**  
Unit 2, Willows Link, Stevenage, SG2 8AB  
Tel: 01438 353781 Fax: 01438 359387  
Sony 9" Super fine pitch Trinitron colour RGB £35, Colour VGA SVGA 12"/14" from £60; Tektronix 454A 150MHz D. Trace Scope £320; Storm T/X 7560 £19; Storm FAX 7600 £19; 9" Mono VGA new & boxed 640 x 480 £45.

**SOFTWARE**

PC Scientific and Technical Programs  
Low Cost Specialist Library  
Good Quality Programs that work.  
Descriptive Catalogue available at £2.50. Comes with £2.00 off money voucher to place against your first order.  
Phone/fax for your catalogue from  
PDSL, Winscombe House, Beacom Road, Crowborough, Sussex TN6 1UL  
Tel: 01892 663298 FAX 01892 667473

**AMATEUR RADIO**

**RADIO AMATEUR LICENCE**

Start training now with the specialists for the following courses. Send for our brochure - without obligation or Telephone us on 01626 779398

HRT 6/96

Name \_\_\_\_\_  Telecomms Tech C&G 1710

\_\_\_\_\_  Radio Amateur Licence C & G

\_\_\_\_\_  Micro-processor

\_\_\_\_\_  Introduction to Television

Radio & Telecommunications Correspondence School,  
12, Moor View Drive, Teignmouth, Devon TQ14 9UN

**AERIALS**

AERIALS - Made - Wire - Any size. Band = Topband Fits 30ft Square = Explanation? £2.50p 4 Windsor Grove, Bodmin, Cornwall PL31 2BP

**BY READING THIS YOU ARE PROVING THAT THIS PAGE WORKS. PLACE AN ADVERT TODAY BY CALLING JIM ON 01442 66551**



HAM RADIO TODAY, CLASSIFIED ADVERTISEMENT DEPARTMENT, NEXUS HOUSE, BOUNDARY WAY, HEMEL HEMPSTEAD HP2 7ST

Please Debit my Access/Barclaycard No.



Rates: Lineage 80p per word + VAT, minimum 15 words. Semi-display £15.00 + VAT per single column, per insertion, min. size 2.5cm x 1 column. No reimbursements for cancellations. All advertisements must be prepaid.

Name .....  
Address .....  
..... Day Time Tel No .....  
Signature ..... Date .....

EXPIRY DATE: □□□□ **CLASSIFIED COUPON**

FOR SALE  SOFTWARE  WANTED  EQUIPMENT  AERIALS  OTHERWISE STATE




# RETAIL NETWORK

## AVON

Open Mon-Sat 9.30AM - 5.00PM  
 Bristol & Avon Independent Retailer  
**ICOM - YAESU - ALINCO - AOR**  
 Packet Radio Equipment-Satellite Tracking Equipment  
 Sole Agents for DRSI Packet PC cards/L.L. Grace DSP-12  
 Jungmans MSF Controlled Clocks  
 Accessories - Books - Magazines

**AMDAT**  
 4 Northville Road, Northville, Bristol BS7 0RG  
 Tel: 0117 999-0332 Fax: 0117 997-2226

## CORNWALL

**For All Your Marine Radio Communications**

Try us first for all your Radio amateur and marine communications  
**ICOM YAESU NAVICO JAYBEAM**  
*Give Mike G1DDK a call today!*



47 TREVARTHIAN RD, St. Austell, CORNWALL PL25 4BT. TEL: 01726 70220 TEL: 01374 996595

## DEVON

For your Cables and Connectors send for our stock lists of hundreds of lines...30p stamp please.  
 Coax cable... Westlex 103 RG213U RG58CU URM43 URM70 UR57 RG174U TV Coax plus lots of others... 75/300 & 450 ohm Twin  
 All types of Rotator Cables, Aerials Wires etc etc. PL259s...BNCs...N Types...TNCs...etc. Plus a full range of adaptors etc.  
 We specialise in Cable and Connectors worldwide.  
**W.H. WESTLAKE, CLAWTON, HOLSWORDY, DEVON EX22 6QN**

## LANCASHIRE

**AMATEUR ELECTRONICS/HOLDINGS G3LLL.**  
**YAESU, AOR, ICOM, ETC. FT 101 EXPERTS**



6JS6C 6146B 12B7A Original type approved valves & our own Double Balanced Mixer and new band WARC Kits for original FT101 MK1-E, S.A.E. List Full Yaesu range.15 mins Junction 31 M6. Free parking, Call and consult G3LLL without obligation, Holidays? Phone,check we are open before calling, Lunch12-1.30pm.  
**45 JOHNSON STREET,BLACKBURN BB2 1EF (01254) 59595. CLOSED MON. & THURS.**

## LANCASHIRE

**BADGER BOARDS**

80, Clarence Road,  
 Erdington, Birmingham. B23 6AR  
**Phone: 0121-384 2473 or  
 Mobile 0378-296 356**

Printed circuit boards from Schematic to finished design  
 Boards available from H.R.T. - Radcom - Practical Wireless Short Wave Magazine - Elektor - ETI - HIFI World and more. Prototype One - Off PCBs. Kits Projects & Built units. Schools, Colleges and Industry Catered for. Club Talks.  
**Shop now open within half a mile of Spaghetti Junction M6.**

## GREATER MANCHESTER

**SPECIALITY RADIO STORE AND MORE!**

Stockport C.B. 0161 477 5463  
 14 Boston Rd, Hazelley Stockport, Cheshire, SK2 6BJ

Radio scanning receivers  
 Interchange equipment  
 Wireless tools  
 C.B. radio programming

SWITCH, VISA and AMAX CREDIT CARDS. SEND SAE FOR LISTS

## SCOTLAND

**JAYCEE ELECTRONICS LTD**  
 20 Woodside Way Glenrothes  
 Fife KY7 5DF  
**Tel: 01592 756962**

Open: Tuesday-Friday 9-5; Saturday 9-4  
 Good range Kenwood, Yaesu & Icom etc, plus quality secondhand equipment

## SCOTLAND

**EX-PMR**  
 Ex PMR radio's for sale.  
 Suitable for conversion to 70cm & 2m.  
 Always available, really great prices.  
 (Also EX PMR bought)  
 For further info  
**Tel: 0131 226 1347**

## SURREY

**SYON TRADING** 16 The Ridgeway,  
 Fetcham, Leatherhead, Surrey KT22 9AZ  
**Tel: 01372 372587** Callers by appointment only.

**AMATEUR RADIO & ELECTRONIC COMPONENTS**  
 AKD - ALINCO - B&W - MFJ - MICROSET - NEVADA - REVEX - REVCO - SPECTRUM KITS - TONNA RESISTORS TO RIGS - TRY US  
 Components and amateur radio equipment purchased

## KENT

**KANGA PRODUCTS**  
 The UKs leading supplier of QRP kits

Why not build a simple transmitter such as the "ONER" at only £4.95 or a receiver to listen to the bands. Our L.C.K. Superhet receiver is just £24.95. The KIRSTA Jamble Keyer is £19.95. HQI watt Dummy Load is £9.95 and the Wattmeter £19.95.  
 (Please add £1 to cover UK postage & packing orders by request)  
 Send an A5 SAE now for our free Catalogue to:  
**KANGA PRODUCTS Seaview House, Crete Rd East, Folkestone CT18 7EG Tel/Fax 01 303 891106**

## NORTH WEST & NORTH WALES

**AMATEUR RADIO COMMUNICATIONS LIMITED**

**OPEN Tues to Sat 10-5pm** We are official factory appointed stockists and approved Service Centre for all the major brands.  
**ICOM - YAESU - KENWOOD - ALINCO**  
**TEL/FAX: 01925 229881/2**

We are 1 mile from Q23 MS, 4 1/2 miles off J9 M62



**38 Bridge Street, Earlestown, Newton le Willows, Merseyside WA12 9BA**

## ADVERTISERS INDEX

Air Supply . . . . .18	Mauritron . . . . .9
Amateur Radio Comms 57	M A Woodthorpe . . . . .18
Amdat . . . . .57	MTR Ltd . . . . .14
A.M. Holdings . . . . .57	Mutek . . . . .14
Amstrutt . . . . .14	
Arial Techniques . . . . .30	Pervissell Ltd . . . . .14
Ask Electronics . . . . .IFC	Poole Logic . . . . .9
	Public Domain
Badger Boards . . . . .57	Software Library . . . . .56
Chelmer Valve . . . . .18	R.T.C.S . . . . .56
	R.N.R.S . . . . .14
ERA . . . . .30	
Essex Amateur Radio 55	SEM . . . . .27
	Skywave . . . . .57
Field Electrical . . . . .56	SRP . . . . .22/23
	Stockport . . . . .57
GWM Radio . . . . .14	Syon Trading . . . . .57
Hateley Antennas . . . . .30	Technical Support .56/57
	3r Cardware . . . . .18
Icom . . . . .OBC	Tricorn Marketing . . . . .56
Jaycee Electronics . . . . .57	Venus Electronics . . . . .9
Kanga Products . . . . .57	W.H.Westiare . . . . .57

# Ham Radio Today now on tape

This magazine is available on tape for those unable to read normal print. For details write to:

Talking Newspaper Association,  
National Recording Centre,  
Heathfield  
TN21 8DB

Tel. 01435 866102

## Who, s who and what's what in HRT

Editor:  
Shelia Lorek, GB1YA

Consultant Technical Editor:  
Eur Ing. Chris Lorek B.Sc (Hons) C.Eng. M.I.E.E. GAHCL, AAOBR

Creative:  
Designer: Mark Thornicroft  
Photographer: Manny Cefai

Advertising:  
Tel. 01442 66551 Fax: 01442 66998  
Display Advertisement Sales: Andrew Brown  
Classified Advertisement Sales: James Gale  
Advertisement Copy Control: Marie Quilter

Management:  
Divisional Director: Terry Pattison  
Business Manager: Claire Jenkinson  
Copy Sales Manager: David Pagendam  
Group Advertisement Manager: Diane Farnham  
Marketing Manager: Jason Doran  
Production Administrator: Theresa Davis

Ham Radio Today Address:  
Ham Radio Today, Nexus Special Interests Ltd, Nexus House,  
Boundary Way, Hemel Hempstead, Herts HP2 7ST

24hr HRT Editorial Voicebank and automatic fax-back information line,

Tel. 01703 263429

(use with a DTMF, ie 'touch-tone', phone/fax keypad - follow the voice menu)

Internet WWW site: <http://www.tp.co.uk/~store/>

Email (Editorial): [chris@radack.demon.co.uk](mailto:chris@radack.demon.co.uk)

Fax (Editorial desk): 01703 263429 (same as voicebank, 24hr) for information messages only (ie. news items for Club News, Radio Today, etc). Readers queries please see below.

Subscription/Back Issues Orders Hotline: 01858 435344.  
Enquiries Hotline: 01858 435322

### Reader's Queries:

Our 24 hour Editorial information line, Tel. 01703 263429, usually gives an immediate verbal, and optionally automatically faxed, answer to most general editorial queries, including lists of what article appeared in which issue, 'software offer' information, plus many other updates and magazine-related information. A Guide to using the voicebank (one A4 sheet) is available for an SAE. You can also leave us fax and voice information messages on this line (ie. news items). We cannot fax personal replies. All written Editorial content queries must be accompanied by an SAE for reply, and will be dealt with as time allows. For general amateur radio queries, contact the appropriate organisations (details in 'Club News' each month) or relevant dealers for equipment information. For subscription, back issues and article photocopies, see below.



Member of the  
Audit Bureau  
of Circulation  
ISSN No.  
0269-8269



Subscription rates: UK £24.00, Europe and Eire £30.80, Sterling Overseas £32.00 US Dollars Overseas \$59, Airmail rates available on request.

Cheques payable to Nexus

Subscriptions and Back Issues: Nexus Subscription Services, Ham Radio Today, Tower House, Sovereign Park, Lathall Street, Market Harborough, Leicestershire LE16 9EF. Subscription Hotline: 01858 435344. Enquiries Hotline: 01858 435322 (Back issues are normally available for the last twelve months).

USA Subscription Agent: Wise Owl Worldwide Services, 4314 West 238th Street, Torrance CA90505-4928 USA.

USA Visa/Mastercard orders: Tel. (310) 375 6258 Fax. (310) 375 0548 Pacific Time; 9:00am-9:00pm weekdays, 10:00am-6:00pm weekends.

HRT Photocopies: If the back issue you require is not available (this is normally true for the last 12 months), photocopies of individual articles can usually be obtained, the price is £2.75 plus £1.00 (plus UK) for the first article (overseas add 20%), £2.00 for follow-up articles. Multiple parts count as separate articles, cheques payable to 'Nexus Special Interests Ltd'. Please write to: HRT Photocopy Service, Nexus House, Boundary Way, Hemel Hempstead, Herts HP2 7ST, stating HRT magazine, article title and issue it appeared in (if you do not have this information please include an additional £2.75 search fee). Details and dates of ex-FRM conversion, scanner/receiver reviews, transceiver reviews lists etc., are available by telephoning the Editorial fax-back information service.

Tel. 01703 263429 using a personal fax machine with DTMF (touch tone) keypad and following the instructions given, or by sending an SAE to the Editor stating which list you require. We are sorry but we are unable to accept telephone orders, enquiries, or personal calls at the main office for photocopies. Please allow up to 28 days from receipt of order for delivery.

HRT Binders: HRT binders are available from Reader Offers Dept., Nexus Special Interests Ltd, Nexus House, Boundary Way, Hemel Hempstead, Herts HP2 7ST, Tel. 01442 66551. £6.95 inc. UK P/P (Overseas add £1.50). Cheques payable to Nexus. Please allow up to 28 days for delivery.

HRT Distribution: HRT is published by Nexus Special Interests Ltd, Hemel Hempstead UK. UK newstrade distribution by Comag Magazine Marketing, Tavistock Road, West Drayton, Middlesex UB7 7QE, Tel. 01895 444055, Fax. 01895 433602 Overseas and non-newstrade sales by Magazine Sales Dept. Nexus House, Boundary Way, Hemel Hempstead, Herts HP2 7ST, Tel. 01442 66551. Typesetting by Ebony, Uskard, Cornwall. Printed in Great Britain by Spottiswoode Ballantyne, Colchester.

Ham Radio Today is normally published on the first Friday of the month preceding the cover date. The contents of HRT including all articles, designs, plans and photographs and all copyright and other intellectual property rights therein belong to Nexus Special Interests Ltd. All rights conferred by the Law of Copyright and other intellectual property rights and by virtue of International copyright conventions are specifically reserved to Nexus Special Interests Ltd, and any reproduction requires the consent of the company. © 1996 Nexus Special Interests Ltd.

All reasonable care is taken in the preparation of the magazine contents, but the publishers cannot be held legally responsible for errors. Where mistakes do occur, a correction will normally be published as soon as possible afterwards. All prices and data contained in advertisements are accepted by us in good faith as correct at the time of going to press. Neither the advertisers nor the publishers can be held responsible however, for any variations affecting price or availability which may occur after the publication has gone to press.

COMPUTER  
PROGRAMMABLE

# Dual Band Mobile FT-8500

"Each of the mics function the same, and the radio is PC programmable with ADMS-2!"



"I like the Spectra-Analyzer. It keeps track of my favorite repeaters, and checks UHF and VHF channel activity!"

"Look, the digital voltage display monitors my car battery voltage, too!"

"Yaesu did it again!"

## Features

- **Frequency Coverage:**
  - 2m RX: 110-174 MHz
  - TX: 144-146 MHz
  - 70 cm RX: 410-500 MHz
  - TX: 430-440 MHz
- Spectra-Analyzer™ w/adjustable signal width, spacing & span markers
- 6-Character Alphanumeric Display
- 110 Memories (in 5 memory banks)
- Omni-Glow™ Display
- Digital voltage display
- Selectable 1200/9600 baud
- 3-Level Auto-Mute w/Mute Timer
- V+V, U+U, V+U Dual Receive
- 3 Power Output Levels
  - 2 m 50/10/5 Watt
  - 70 cm 35/10/5 Watt
- Built-in Auto Power Off (APO) and Time-out Timer (TOT)
- MIL-STD 810
- 9 Memory DTMF Autodialer
- PC Programmable w/ADMS-2
- 3 Scanning Modes w/ Clear Scan
- Adjustable LCD Contrast/Brightness Control
- **Accessories:**
  - Consult your local Yaesu dealer.

## The only alphanumeric dual band mobile now comes with a choice of two unique microphones.

**FS-10 Smart Controller™ Microphone**  
Use unique Joystick-type lever to command functions.



**NEW**

**MH-39 DTMF Microphone**  
All functions conveniently at your fingertips, including two user-programmable buttons.



**Rotary Dial Selector Knob**  
Select memories and other settings according to the current mode functions.




Rear-panel data jack for packet with 6-pin connections for Data Input, PTT, 9600 bps and 1200 bps Receive Data, Squelch Status, Ground.

**ACTUAL SIZE**  
5.6 x 16 x 6.4 in. (140 x 40 x 160 mm)

For the first time ever, the only dual band mobile with alphanumeric capability is available with two microphones. Customize your mobile radio use by choosing the high-tech FS-10 Smart Controller™ Microphone with its unique Joystick-type lever or the new MH-39 DTMF Microphone which includes convenient handheld programmability. The FT-8500 has a built-in function menu, so you can program the radio from the microphone, or use the exclusive, optional new ADMS-2 Windows™ Software Kit. An unbeatable combination—user-friendly Yaesu engineering, and state-of-the-art performance.

The FT-8500 offers more than a choice of microphones. Watch the exclusive Spectra-Analyzer™ exhibit station activity above and below your current operating channel. See the digital voltage readout monitor your car



**VHF&VHF, UHF&UHF, VHF&UHF** Select three dual band configurations. Shown with custom 6-character alphanumeric code.

**SPECTRA-ANALYZER™** Display station activity above and below current operating channel. Exhibit programmed channel signal strength.

**DIGITAL VOLTAGE DISPLAY** Monitor automobile battery voltage. Choose 1200 or 9600 bps from Menu Selectable Packet Baud Rate.

battery voltage big and bold in the Omni-Glow™ display. View frequencies and custom alphanumeric messages at the same time in V+V, U+U or V+U. What's more, the FT-8500 features handy cloning, selectable 1200/9600 baud, and a rear-panel data jack for packet!

The company who defined dual band for amateur radio has now made it better. The FT-8500, with two microphones to choose from, and a host of terrific features for exciting operation, and extraordinary performance. We give you a choice, the FT-8500/FS-10 or the FT-8500/MH-39. Make it today!

# YAESU

Performance without compromise.™

© 1985 Yaesu USA, 17210 Edwards Road  
Cerritos, CA 90703 (310) 404-2700

Specifications subject to change without notice. Specifications guaranteed only within amateur bands. Some accessories and/or options are standard in certain areas. Check with your local Yaesu dealer for specific details.  
YAESU UK LTD. Unit 2, Maple Grove Business Centre, Lawrence Rd., Hounslow, Middlesex, TW4 6DR, U.K.

# IC-2710H

## Remote-Head, Dual-band FM Mobile

**ICOM's new IC-2710H dual-band transceiver is designed for both beginners and experienced operators. It is also equipped with ICOM's newly developed HM-98 DTMF microphone.**



- **Multi-function remote control microphone as standard.**

This DTMF mic can be used for both simple and advanced operations. When using the keypad without the cover, multi-function operations, such as direct entry, DTMF operation etc. are possible. When covering the keypad, only simple operations are possible.

- **Optional Wireless remote control microphone.**

With the HM-90 microphone and the EX-1759 infra-red receiver, real wire-less operation is available. The BC-96 mic holder can be used to charge the internal batteries in the HM-90.

- **Optional front panel separation.**

By using the OPC-600 or the OPC-601 separation cable, the front panel can be separated from the main unit allowing you to mount the control panel in the most convenient position.

- **Easy operation with independent dials for each band.**

ICOM's original independent tuning control system is employed to give smooth tuning without the problems of main band selection.

- **Loads more features, get in touch for more details.**

As you know, ICOM manufacture a top range of base-stations, mobiles and handheld transceivers and receivers covering all popular Ham frequencies.

You can telephone/fax or surf the Internet to get the low-down on the high-rollers!

ICOM (UK) LTD, 4th Floor, Haverley Way, Warrington, Cheshire

General Enquiries: 01227 741000, Sales & Service: 01227 742400 Fax: 01227 742342

INTERNET: <http://www.icom.co.uk/>

E-MAIL: [icomsales@icom.co.uk](mailto:icomsales@icom.co.uk)