

Radio Editors of magazines and newspapers are hereby given permission to reprint in whole or in part, with proper credit to the Aerovox Corporation, the contents of this issue of the Aerovox Research Worker.

# The AEROVOX Research Worker

The Aerovox Research Worker is a monthly house organ of the Aerovox Corporation. It is published to bring to the Radio Experimenter and Engineer authoritative, first hand information on condensers and resistances for radio work.

VOL. 16, NO. 8

AUGUST, 1944

50c per year in U.S.A.  
60c per year in Canada

## Design Data for Constant-k Band-Suppression Filters

### PART V

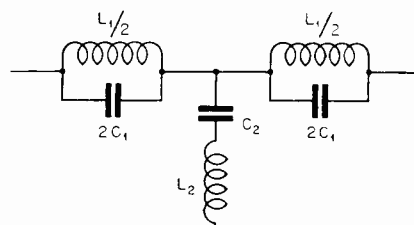
(Parts I-IV were published in Sept.-Oct. 1942 to February 1943 issues)

By the Engineering Department, Aerovox Corporation

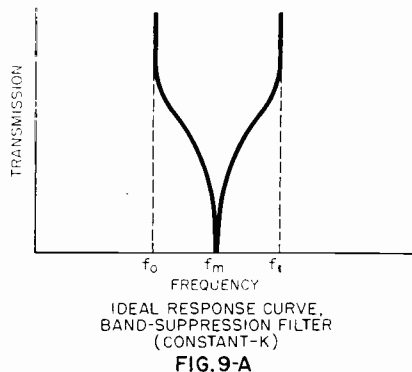
**T**HE CIRCUIT Components Chart in this article lists capacitance and inductance values for band-suppression filter sections of the constant-k type. Values are those required at twenty-three common mid-frequencies, from 100 cycles to 10 megacycles, and twelve convenient bandwidths from 0.05 to 0.9. Circuit diagram of the constant-K band-suppression filter is shown in Figure 9. Ideal response curve is given by Figure 9-A.

#### USE OF TABLE

Inductance listings in the table are in henries and capacitance listings in microfarads, except in the 1- and 10-Mc. columns where listings are in micromicrofarads and millihenries. All values, as read, are for band-suppression sections of 500 ohms characteristic impedance. However, component values may be found for sections having other characteristic impedance values by finding first the 500-ohm values from the table and then multiplying the listed L values by  $R/500$  and dividing listed C values by  $R/500$ . Thus, when a given filter section is to be operated at 10,000 cycles instead of 500, the factor whereby all L values are multiplied and all C values divided becomes  $10,000/500$ , or 20. Values of compo-



CONSTANT-K BAND-SUPPRESSION FILTER  
FIG. 9



nents for mid-frequencies other than those appearing in the chart heading may be obtained by interpolation, all component values being inversely proportional to the mid-frequencies.

#### ILLUSTRATIVE EXAMPLES

To illustrate use of the table, the following examples are offered. L and C values obtained for a constant-K band-suppression filter having a characteristic impedance of 500 ohms, bandwidth of 0.25, and operating at a mid-frequency of 2000 cycles are found from the table to be:  $L_1$ , 0.0796 henry,  $L_2$ , 0.0199 henry,  $C_1$ , 0.0796 mfd., and  $C_2$ , 0.3187 mfd. Substituting in the circuit diagram (Figure 9), each of the two shunt-circuit inductances are equal to  $0.0796/2$  or 39.8 m.h., while each of the shunt-circuit capacitances are equal to  $0.0796/2$  or 0.0398 mfd. The series-circuit inductance is 19.9 m.h., and the series-circuit capacitance 0.3187 mfd.

If it is desired to operate this filter section at some characteristic impedance other than 500 ohms, all L and C values must be modified accordingly. That is, for 5000 ohms, all C values will be divided by  $5000/500$  or 10; all L values multiplied by this figure. The shunt-circuit inductances each then become 398 m.h.; each of the shunt-circuit capacitances 3980 mmfd. The series-circuit inductance becomes 199 m.h.; the series-circuit capacitance 0.03187 mfd.

## AEROVOX PRODUCTS ARE BUILT BETTER



**CHART 3 — Constant-k Type Band-Suppression Filters (R=500 Ohms)**

Band Width	$f_m = 100$	1000	1500	2000	2500	3000	3500	4000	4500	5000	5500	6000	
0.05	L <sub>1</sub>	7.950	0.7950	0.530	0.3975	0.3180	0.265	0.2271	0.1987	0.1766	0.1590	0.1445	0.1325
	L <sub>2</sub>	0.0796	0.00796	0.00531	0.00398	0.00318	0.00265	0.00227	0.00199	0.00177	0.00159	0.00145	0.00133
	C <sub>1</sub>	0.3184	0.03184	0.02123	0.01592	0.01274	0.01061	0.00909	0.00796	0.00707	0.00637	0.00579	0.0053
	C <sub>2</sub>	31.75	3.175	2.117	1.587	1.270	1.058	0.9071	0.7937	0.7055	0.6350	0.5773	0.5292
0.1	L <sub>1</sub>	3.975	0.3975	0.2650	0.1937	0.1590	0.1325	0.1136	0.0994	0.0883	0.0795	0.0723	0.0662
	L <sub>2</sub>	0.1592	0.01592	0.0106	0.00796	0.00637	0.00530	0.00455	0.00398	0.00354	0.00318	0.00289	0.00265
	C <sub>1</sub>	0.6360	0.0636	0.0424	0.0318	0.0254	0.0212	0.0182	0.0159	0.0141	0.0127	0.01156	0.0106
	C <sub>2</sub>	15.925	1.5925	1.0616	0.7962	0.6370	0.5308	0.4550	0.3981	0.3538	0.3185	0.2895	0.2654
0.15	L <sub>1</sub>	2.650	0.2650	0.1766	0.1325	0.1060	0.0883	0.0757	0.0662	0.0589	0.0530	0.0482	0.0442
	L <sub>2</sub>	0.2388	0.02388	0.0159	0.0119	0.00955	0.0079	0.0068	0.00597	0.00530	0.00478	0.00434	0.00398
	C <sub>1</sub>	0.9520	0.0952	0.0635	0.0476	0.0381	0.0317	0.0272	0.0238	0.0211	0.0190	0.0173	0.0158
	C <sub>2</sub>	10.60	1.060	0.7066	0.530	0.4240	0.3533	0.3028	0.2650	0.2355	0.2120	0.1927	0.1767
0.2	L <sub>1</sub>	1.99	0.1990	0.1327	0.0995	0.0796	0.0663	0.0568	0.0497	0.0442	0.0398	0.0362	0.0332
	L <sub>2</sub>	0.3184	0.03184	0.0213	0.0159	0.0127	0.0106	0.00910	0.00796	0.00707	0.00637	0.00579	0.00530
	C <sub>1</sub>	1.272	0.1272	0.0848	0.0636	0.0509	0.0424	0.0363	0.0318	0.0283	0.0254	0.0231	0.0212
	C <sub>2</sub>	7.95	0.795	0.530	0.3975	0.3180	0.2650	0.2271	0.1987	0.1767	0.1590	0.1445	0.1325
0.25	L <sub>1</sub>	1.5925	0.15925	0.1062	0.0796	0.0637	0.0531	0.0455	0.0398	0.0354	0.0318	0.0289	0.0265
	L <sub>2</sub>	0.3980	0.0398	0.0265	0.0199	0.0159	0.0133	0.0114	0.0099	0.0088	0.0079	0.0072	0.0066
	C <sub>1</sub>	1.5920	0.1592	0.1061	0.0796	0.0637	0.0531	0.0455	0.0398	0.0354	0.0318	0.0289	0.0265
	C <sub>2</sub>	6.375	0.6375	0.4250	0.3187	0.2550	0.2125	0.1821	0.1594	0.1417	0.1275	0.1159	0.1062
0.3	L <sub>1</sub>	1.3275	0.13275	0.0885	0.0664	0.0531	0.0442	0.0379	0.0332	0.0295	0.0265	0.0241	0.0221
	L <sub>2</sub>	0.476	0.0476	0.0317	0.0238	0.0190	0.0159	0.0136	0.0119	0.0106	0.0095	0.0086	0.0079
	C <sub>1</sub>	1.908	0.1908	0.1272	0.0954	0.0763	0.0636	0.0545	0.0477	0.0424	0.0382	0.0347	0.0318
	C <sub>2</sub>	5.30	0.530	0.3533	0.2650	0.2120	0.1766	0.1514	0.1325	0.1177	0.1060	0.0963	0.0883
0.4	L <sub>1</sub>	0.995	0.0995	0.0663	0.0497	0.0398	0.0332	0.0243	0.0249	0.0221	0.0199	0.0181	0.0166
	L <sub>2</sub>	0.636	0.0636	0.0424	0.0318	0.0254	0.0212	0.0182	0.0159	0.0143	0.0127	0.0116	0.0106
	C <sub>1</sub>	2.548	0.2548	0.1698	0.1274	0.1019	0.0849	0.0728	0.0637	0.0566	0.0509	0.0463	0.0425
	C <sub>2</sub>	3.975	0.0397	0.2650	0.1987	0.1590	0.1325	0.1136	0.0994	0.0883	0.0795	0.0723	0.0662
0.5	L <sub>1</sub>	0.795	0.0795	0.0530	0.0397	0.03180	0.0265	0.0227	0.0199	0.0177	0.0159	0.0144	0.0132
	L <sub>2</sub>	0.796	0.0796	0.0531	0.0398	0.03184	0.02653	0.02274	0.0199	0.0177	0.01592	0.0145	0.0133
	C <sub>1</sub>	3.184	0.3184	0.2123	0.1592	0.1274	0.1061	0.0909	0.0796	0.0707	0.0637	0.0579	0.0531
	C <sub>2</sub>	3.175	0.3175	0.2167	0.1587	0.1270	0.1058	0.0907	0.0794	0.0705	0.0635	0.0577	0.0529
0.6	L <sub>1</sub>	0.6625	0.0622	0.0442	0.0331	0.0265	0.0221	0.0189	0.0166	0.0147	0.0132	0.0124	0.0110
	L <sub>2</sub>	0.9560	0.0956	0.0637	0.0478	0.0382	0.0319	0.0273	0.0239	0.0212	0.0191	0.0174	0.0159
	C <sub>1</sub>	3.820	0.3820	0.2547	0.1910	0.1528	0.1273	0.1091	0.0955	0.0849	0.0764	0.0694	0.0637
	C <sub>2</sub>	2.650	0.2650	0.1767	0.1325	0.1060	0.0883	0.0757	0.0662	0.0589	0.0530	0.0482	0.0417
0.7	L <sub>1</sub>	0.5675	0.0567	0.0378	0.0284	0.0227	0.0189	0.0162	0.0142	0.0126	0.0113	0.0103	0.0094
	L <sub>2</sub>	1.116	0.1116	0.0744	0.0558	0.0446	0.0372	0.0319	0.0279	0.0248	0.0223	0.0203	0.0186
	C <sub>1</sub>	4.44	0.444	0.296	0.222	0.1776	0.148	0.1268	0.1110	0.0987	0.0888	0.0807	0.0740
	C <sub>2</sub>	2.272	0.2272	0.1515	0.1136	0.0909	0.0757	0.0649	0.0568	0.0505	0.0454	0.0413	0.0379
0.8	L <sub>1</sub>	0.4975	0.0497	0.0332	0.0249	0.0199	0.0166	0.0142	0.0124	0.0110	0.0099	0.0090	0.0083
	L <sub>2</sub>	1.272	0.1272	0.0848	0.0636	0.0509	0.0424	0.0363	0.0318	0.0283	0.0254	0.0231	0.0212
	C <sub>1</sub>	5.08	0.5080	0.3387	0.2540	0.2032	0.1693	0.1451	0.1270	0.1129	0.1016	0.0924	0.0847
	C <sub>2</sub>	1.990	0.1990	0.1327	0.0995	0.0796	0.0663	0.0568	0.0497	0.0442	0.0398	0.0362	0.0332
0.9	L <sub>1</sub>	0.4425	0.04425	0.02950	0.0221	0.0177	0.0147	0.0126	0.0111	0.0098	0.0088	0.0080	0.0074
	L <sub>2</sub>	1.432	0.1432	0.0955	0.0716	0.0573	0.0477	0.0409	0.0358	0.0318	0.0286	0.0260	0.0239
	C <sub>1</sub>	5.72	0.572	0.3813	0.286	0.2288	0.1907	0.1634	0.1430	0.1271	0.1144	0.1040	0.0953
	C <sub>2</sub>	1.767	0.1767	0.1178	0.8840	0.0707	0.0589	0.0505	0.0442	0.0393	0.0321	0.0294	0.0272

\* C: Mmfd. in last two columns. L: Millihenries in last two columns. Mfd. and Henries in all other columns.





### CHART 3 — Constant-k Type Band-Suppression Filters (R=500 Ohms)

Band Width	$f_m = 6500$	7000	7500	8000	8500	9000	9500	10 kc.	100 kc.	1 Mc.*	10 Mc.*	
0.05	L <sub>1</sub>	0.1223	0.1136	0.1060	0.0994	0.0935	0.0883	0.0837	0.0795	0.00795	0.795	0.0795
	L <sub>2</sub>	0.00122	0.00114	0.00106	0.00099	0.00094	0.00088	0.000837	0.000796	0.0000796	0.00796	0.000796
	C <sub>1</sub>	0.00489	0.00455	0.00424	0.00398	0.00374	0.00354	0.00335	0.00318	0.000318	31.84	3.184
	C <sub>2</sub>	0.4885	0.4536	0.4233	0.3969	0.3735	0.3528	0.3342	0.3175	0.03175	3175	317.5
0.1	L <sub>1</sub>	0.0615	0.0568	0.0530	0.0497	0.0468	0.0442	0.0418	0.0397	0.00397	0.3975	0.0397
	L <sub>2</sub>	0.00245	0.0023	0.00212	0.00199	0.00187	0.00177	0.00167	0.00159	0.000159	0.0159	0.00159
	C <sub>1</sub>	0.00978	0.00908	0.00848	0.00795	0.00748	0.00706	0.00669	0.00636	0.000636	63.6	6.36
	C <sub>2</sub>	0.2450	0.2275	0.2123	0.1991	0.1873	0.1769	0.1676	0.1592	0.0159	1592	159.2
0.15	L <sub>1</sub>	0.0408	0.0378	0.0353	0.0331	0.0312	0.0294	0.0279	0.0265	0.00265	0.265	0.0265
	L <sub>2</sub>	0.00367	0.00341	0.00318	0.00298	0.00281	0.00265	0.00251	0.00239	0.000239	0.0239	0.00239
	C <sub>1</sub>	0.0146	0.0136	0.0127	0.0119	0.0112	0.0106	0.0100	0.0095	0.00095	95.2	9.52
	C <sub>2</sub>	0.1631	0.1514	0.1413	0.1325	0.1247	0.1178	0.1116	0.1060	0.0106	1060	106.0
0.2	L <sub>1</sub>	0.0361	0.0284	0.0265	0.0249	0.0234	0.0211	0.0209	0.0199	0.00199	0.199	0.0199
	L <sub>2</sub>	0.00489	0.00455	0.0042	0.00398	0.00374	0.00354	0.00335	0.00318	0.000318	0.0318	0.00318
	C <sub>1</sub>	0.0196	0.0182	0.0169	0.0159	0.0149	0.01413	0.01339	0.01272	0.00127	127.2	12.72
	C <sub>2</sub>	0.1223	0.1136	0.1060	0.0994	0.0935	0.0883	0.0837	0.0795	0.00795	795	79.5
0.25	L <sub>1</sub>	0.0245	0.0227	0.0212	0.0199	0.0187	0.0177	0.0167	0.01592	0.001592	0.1592	0.01592
	L <sub>2</sub>	0.0061	0.0057	0.0053	0.0049	0.0047	0.0044	0.0042	0.00390	0.000398	0.0398	0.00398
	C <sub>1</sub>	0.0245	0.0227	0.0212	0.0199	0.0187	0.0177	0.0167	0.01592	0.00159	159.2	15.92
	C <sub>2</sub>	0.0981	0.0911	0.8500	0.0797	0.0750	0.0708	0.0671	0.0637	0.00637	637.5	63.75
0.3	L <sub>1</sub>	0.0204	0.0189	0.0177	0.0166	0.0156	0.0147	0.0139	0.0133	0.0013	0.1327	0.01327
	L <sub>2</sub>	0.0073	0.0068	0.0063	0.0059	0.0056	0.0053	0.0050	0.0048	0.00048	0.0480	0.0048
	C <sub>1</sub>	0.0293	0.0272	0.0254	0.0238	0.0224	0.0212	0.0200	0.01908	0.001908	190.8	19.08
	C <sub>2</sub>	0.0815	0.0757	0.0707	0.0662	0.0623	0.0589	0.0558	0.0530	0.0053	530	53.0
0.4	L <sub>1</sub>	0.0154	0.0142	0.0133	0.0124	0.0117	0.0110	0.0105	0.00995	0.000995	0.0995	0.00995
	L <sub>2</sub>	0.0098	0.0091	0.0085	0.0079	0.0075	0.0071	0.0067	0.00636	0.000636	0.0636	0.00636
	C <sub>1</sub>	0.0392	0.0364	0.0339	0.0318	0.0299	0.0283	0.0268	0.0255	0.00255	254.8	25.48
	C <sub>2</sub>	0.0611	0.0568	0.0530	0.0497	0.0466	0.0417	0.0418	0.0397	0.00397	397.5	39.75
0.5	L <sub>1</sub>	0.0122	0.01136	0.01060	0.00994	0.00935	0.00880	0.00837	0.00795	0.000795	0.0795	0.00795
	L <sub>2</sub>	0.01224	0.01137	0.01061	0.00995	0.00936	0.00884	0.00839	0.00796	0.000796	0.0796	0.00796
	C <sub>1</sub>	0.0489	0.0455	0.0424	0.0398	0.0374	0.0354	0.0335	0.0318	0.00318	318.4	31.84
	C <sub>2</sub>	0.0488	0.0453	0.0423	0.0397	0.0373	0.0353	0.0334	0.0317	0.00317	317.5	31.75
0.6	L <sub>1</sub>	0.0102	0.0095	0.0088	0.0083	0.0078	0.0074	0.0069	0.0066	0.00066	0.0662	0.00662
	L <sub>2</sub>	0.0147	0.0136	0.0127	0.0119	0.0112	0.0106	0.0100	0.0096	0.00096	0.096	0.0096
	C <sub>1</sub>	0.0588	0.0546	0.0509	0.0477	0.0449	0.0424	0.0402	0.0382	0.00382	382.0	38.2
	C <sub>2</sub>	0.0408	0.0379	0.0353	0.0331	0.0312	0.0294	0.0279	0.0265	0.00265	265.0	26.5
0.7	L <sub>1</sub>	0.0087	0.0081	0.0076	0.0071	0.0067	0.0063	0.0059	0.00567	0.000567	0.0567	0.00567
	L <sub>2</sub>	0.0172	0.0159	0.0149	0.0139	0.0131	0.0124	0.0117	0.01116	0.001116	0.1116	0.01116
	C <sub>1</sub>	0.0683	0.0634	0.0592	0.0555	0.0522	0.0493	0.0467	0.0444	0.00444	444.0	44.4
	C <sub>2</sub>	0.0349	0.0325	0.0303	0.0284	0.0267	0.0252	0.0239	0.0227	0.00227	227.2	22.72
0.8	L <sub>1</sub>	0.0076	0.0071	0.0066	0.0062	0.0058	0.0055	0.0052	0.0049	0.00049	0.0497	0.00497
	L <sub>2</sub>	0.0196	0.0182	0.0169	0.0159	0.0149	0.0141	0.0134	0.01272	0.001272	0.1272	0.01272
	C <sub>1</sub>	0.0781	0.0726	0.0677	0.0635	0.0597	0.0564	0.0535	0.0508	0.00508	508.0	50.8
	C <sub>2</sub>	0.0306	0.0284	0.0265	0.0249	0.0234	0.0221	0.0209	0.0199	0.00199	199.0	19.9
0.9	L <sub>1</sub>	0.0068	0.0063	0.0059	0.0055	0.0052	0.0049	0.0046	0.00442	0.000442	0.0442	0.00442
	L <sub>2</sub>	0.0220	0.0204	0.0191	0.0179	0.0168	0.0159	0.0151	0.0143	0.00143	0.1432	0.01432
	C <sub>1</sub>	0.0880	0.0817	0.0763	0.0715	0.0673	0.0635	0.0602	0.0572	0.0057	572.0	57.2
	C <sub>2</sub>	0.0252	0.0236	0.0221	0.0208	0.0196	0.0186	0.0177	0.0017	0.0017	176.7	17.67

\* C: Mmfd. in last two columns. L: Millihenries in last two columns. Mfd. and Henries in all other columns.

# HEAVY-DUTY OIL-FILLED CAPACITORS



● **VERSATILITY**—with economy of chassis space and assembly operations a prime factor—distinguishes Aerovox Type 09 oil-filled capacitors. Although mass-produced, this type is available in such an outstanding range of voltage and capacitance ratings, as well as mountings, that it is virtually custom-made for most high-voltage heavy-duty applications.

Note particularly the choice of mounting means. Mounting means brackets shown in drawing are Aerovox standard; other types can be supplied.

Voltage ratings from 600 to 7500 D.C.W. Widest

selection of capacitance values. Impregnants and fills available are HYVOL (Vegetable) or HYVOL M (mineral oil). The exclusive Aerovox terminal construction means units that pass the standard immersion tests required by various Governmental services. Terminal assembly is non-removable, an integral part of the capacitor.

These capacitors provide maximum capacitance at minimum cost. Widely used for continuous-service in transmitters, amplifiers, rectifier filters and similar applications.

● *Literature on Request*